

**GENERAL INFORMATION**

- 2 Media Information & Directions to MC  
3 Marietta College  
15-18 The Ohio Athletic Conference  
36 Marietta Field  
37 Dr. Jean A. Scott  
37 Debbie Lazorik

**COACHING STAFF**

- 5 Head Coach Jeanne Arbuckle  
6 Assistant Coaches

**2006 SEASON**

- 4 Preview  
7 Roster  
8-13 Returning Letterwinners  
14 Pioneer Newcomers  
19-20 OAC Opponents

**2005 SEASON**

- 21 Review  
22-23 Final Statistics  
24 Results

**NUMBERS AND RECORDS**

- 25-31 Marietta Records  
32 Year-By-Year Records  
32 Coaching Records  
33 Post Season Honors  
34-35 All-time Fastpitch Players

**QUICK FACTS**

President: Dr. Jean A. Scott  
Enrollment: 1,300  
Founded: 1835  
Location: Marietta, Ohio  
Nickname: Pioneers  
Colors: Navy Blue & White  
Conference: Ohio Athletic Conference  
Division: NCAA Division III  
Field: Marietta Field  
Athletics Director: Debbie Lazorik  
Head Coach: Jeanne Arbuckle (Slippery Rock, '79)

**Sports Information Office:**

215 Fifth Street, Marietta, OH 45750  
Director: Dan May  
Office: (740) 376-4891 • Cell: (740) 438-3013  
Fax: (740) 376-4674 • E-mail: mayd@marietta.edu

## MEDIA INFO & DIRECTIONS

### LOCAL MEDIA OUTLETS

#### Print Media

*The Marietta Times*  
700 Channel Lane  
Marietta, OH 45750  
Office: (740) 376-5441  
Fax: (740) 376-5475  
Sports Editor: Kerry Patrick  
Writer: Bill Robinson

*The Parkersburg News*  
P.O. Box 1788  
Parkersburg, WV 26101  
Office: (304) 485-1891  
Fax: (304) 422-7134  
Sports Editor: Dave Poe

#### Electronic Media

WTAP-TV  
One Television Plaza  
Parkersburg, WV 26101  
Office: (304) 485-4588  
Fax: (304) 422-4107  
Sports Director: Jim Wharton

WMOA Radio  
P.O. Box 708  
Marietta, OH 45750  
Office: (740) 373-1490  
Fax: (740) 373-1717  
Sports Director: John Wharff

WJAW Radio  
3733 Monastery Road  
McConnelsville, OH 43756  
Office: (740) 962-3322  
Fax: (740) 962-6929  
Sports Director: Chris Wharff

#### Campus Media

WCMO Radio  
Marietta, OH 45750  
Office: (740) 376-4849

WMRT Radio  
Marietta, OH 45750  
Office: (740) 376-4806

*The Marcolian*  
Marietta College  
Marietta, OH 45750  
Office: (740) 376-4555  
Fax: (740) 376-4810



### DIRECTIONS TO MC

**From Exit 1 Marietta:**  
Bear right from exit ramp. At sixth light turn right (at Kentucky Fried Chicken or Fourth Street). Visitors' Parking Lot is one block on the right.

**From Cincinnati:**  
Route 32 East becomes Route 50 East to Route 7 North into Marietta (over Washington Street Bridge). At the third traffic light (Fourth Street), turn right and go four blocks to Visitors' Parking on left.

**From Pittsburgh:**  
Take I-79 South to I-70 West to I-77 South and take Exit 1.

**From Cleveland:**  
Take I-77 South to Exit 1.

**From Columbus:**  
Take I-70 East to I-77 South and get off at Exit 1.

## MARIETTA COLLEGE

### WHERE LEADERS NEVER STAND STILL

Marietta College traces its beginnings to the establishment of the Muskingum Academy, which was founded by pioneer settlers in 1797, in Marietta, Ohio. The Academy became the first institute of higher education in the Northwest Territory.

In 1835 Marietta College received its charter from the State of Ohio to offer college-level degrees. As a result, 170 years later, Marietta College now includes more than 40 buildings over 129 acres located two blocks from downtown Marietta.

Marietta College is a private, nonsectarian, coeducational, contemporary liberal arts college. As an institution of higher education, Marietta College seeks to prepare highly qualified graduates through its educational programs. Consistently ranked by U. S. News and World Report among the best liberal arts colleges in the Midwest, Marietta has attained national recognition for many of its programs, including studies in leadership education.

The fall enrollment of the


College was 1,300, including students from 42 states and 10 countries. The male-to-female ratio is nearly 50:50, and the student-to-faculty ratio is 12:1.

The community of Marietta, Ohio, was settled in 1788 by Revolutionary War veterans and became the first settlement of the Northwest Territory.

Now a city of 15,000, Marietta saw its greatest growth during the oil boom of the late 19th century. Still, Marietta has retained a particular pioneer spirit of independence and outward New England charm. Its historical significance also makes Marietta a popular location for tourists around the country.

Marietta is a riverboat town situated at the confluence of the Ohio and Muskingum Rivers, and many of the community's most important celebrations and activities are associated with the rivers.

Marietta is part of the Marietta-Parkersburg metropolitan area, which has a population of more than 150,000.



**MCDONOUGH CENTER FOR LEADERSHIP AND BUSINESS**

## 2006 PREVIEW

The Marietta College softball team is approaching the 2006 season with a lot of excitement. It is not only looking to build upon a successful 2005, which landed the Pioneers in the Ohio Athletic Conference Tournament for the first time since 1999, but also forward to playing on its brand new beautiful field on campus, which was made possible as a result of the Fields Project.

The Pioneers, who finished 2005 with a record of 16-25, return a solid core from the team that finished fourth in the league at 9-9 last year.

Overall, Marietta returns nine letterwinners and eight starters (two pitchers and six others) from last spring.

Junior Kristen Quintana will lead the pitching staff again in 2006. Quintana, an All-OAC selection, made her mark in the record books last spring. She tied Candice Miller's record for appearances (30) and innings pitched (155.3). Her 21 games started, 14 victories and 19 complete games rank as the second-best totals ever at MC. Senior Stephanie Houston will give the Pioneers a solid second starter and a dependable bat in the lineup.

All-Region and All-OAC performers Lindsey Romick and Sue Schwamberger are

expected to anchor the offense this spring. Romick became the single-season hits (52), doubles (14) and home run (4) leader at Marietta as a sophomore transfer. The outfielder also led the team in batting average (.406), runs (29), RBI (24) and stolen bases (12-of-14).

Schwamberger played both outfield and catcher in 2005, and finished the year batting .315 (40-of-127), while adding seven doubles, 16 runs scored and 17 RBI. Schwamberger was also solid both in the outfield and behind the plate, finishing with a team-high 138 putouts and a .994 fielding percentage.

Junior shortstop Jenny Carroll, junior outfielder Jessy Hutchison, sophomore third baseman Nikki Veigel and sophomore second baseman Brandy Jacob all bring experience and the tools to make Coach Jeanne Arbuckle eager for the season to begin. When combined with a talented and hardworking freshman class, the Pioneers should once again have the personnel to make a run toward the OAC Tournament again this spring.

Marietta will open the 2006 season in Orlando, Florida, at the Rebel Spring Games (Mar. 12-17). Its home opener is scheduled for March 25 against Hiram. The Pioneers will play 11 doubleheaders at home on Marietta Field this spring. Their OAC home opener is against Wilmington (Apr. 4).



**KRISTEN QUINTANA**

## JEANNE ARBUCKLE

### ARBUCKLE STARTS HER 19TH SEASON

Jeanne Arbuckle begins her 19th season as the leader of the Pioneers softball program. She has compiled a 295-315 (.483) record and is hoping to add another Ohio Athletic Conference Championship to her record this spring.

In 1996, Arbuckle's squad won the OAC Championship and went to the NCAA Division III Regionals, the first time a women's team reached the NCAA Regionals in Marietta College history. Arbuckle was named NCAA Regional Coach of the Year in '96 and Ohio Athletic Conference Coach of the Year in '95 and '96. She has also served as a member of the NCAA Central Regional Advisory Committee.

Arbuckle led the 2005 squad to a fourth-seed in the Ohio Athletic Conference Tournament, Marietta's first trip to post-season play since 1999. Another highlight from the year included an 8-5 victory at third-ranked Muskingum on April 13.

During her tenure at Marietta, Arbuckle has had the privilege of coaching 20 All-Region players and 35 All-OAC players. She picked up her 250th career victory on March 21, 2003, with a 2-1 victory over McDaniel (MD) at the East Coast College FastPitch Classic.

In addition to her duties as softball coach, Arbuckle serves as the Associate Athletics Director and the chair of the physical education department.

"While my primary responsibilities are to softball and to the Athletics Department, I think it is important to see the bigger picture," says Arbuckle. "Serving on faculty committees and as the department chair provide excellent opportunities for me to interact with colleagues and students from all walks of the campus community. That's part of what makes Marietta special to me."

Arbuckle has been active as a camp clinician and coach. She serves as the director of the Pioneer Fastpitch Camps and has done clinics and camps throughout Ohio and West Virginia. She is also an active member of the National Fastpitch Coaches Association. She serves on the Advisory Board for Coast to Coast Amateur Athletics, a sports and youth development program that provides opportunities for international travel in conjunction with competitive softball experiences.

Arbuckle earned her bachelor's degree in health and physical education from Slippery Rock (PA) and pursued a master's degree in physical education from Ithaca College (NY). She served as the softball and volleyball graduate assistant coach at Ithaca prior to her appointment at Marietta in the fall of 1986.



**JEANNE ARBUCKLE**

## ASST. COACHES

### BETSY HADA

Hada, originally from Painesville, received her Bachelor of Arts in Health & Physical Education from Heidelberg in 2001. While with the Student Princes, the pitcher and center fielder was a four-year letterwinner and two-time captain.

As a senior, Hada earned team Most Valuable Player and NFCA third team All-Central Region honors, after hitting .343 with 22 runs, 12 doubles, five home runs and 38 RBI. She also posted a 2.88 ERA in 51.0 innings.

Hada, who was also the secretary of Student-Athlete Advisory Committee (SAAC) as a senior, recorded the second highest single-season totals in doubles and RBI at Heidelberg and finished her career second all-time in home runs and fourth in RBI.

Hada, who taught health and physical education at Mentor High School for three years, was an assistant with the Cardinal's for a season before taking the assistant position at Madison High School's for the final springs.

She is a member of the Ohio High School Fastpitch Softball Coaches Association (OHSFSCA) and the National Fastpitch Coaches Association (NFCA).

Hada is working toward a Master of Arts in Education at Marietta and is the Athletics Department's liaison to the Academic Resource Center.

### SHELLY KOEHLER

Koehler is in her first season as an assistant varsity and the head junior varsity coach at Marietta College. She is also the owner of Coast to Coast Softball – an organization that creates All-Star teams (players ages 16-19) and gives them an opportunity to travel overseas and compete against some of the world's best fastpitch softball teams, while also giving the players an experience of what it will be like to play at the collegiate level.

In the past three years, Koehler has held over 150 clinics and showcases, recruiting over 10 All Star teams to represent the United States in overseas competition.

Koehler is a former High School head softball coach and was a DIII collegiate catcher at Elmhurst (Ill.) College. Following college, Koehler played "A" travel ball for five seasons.



## 2006 ROSTER

No.	Name	Yr.	Pos.	Ht.	Hometown High School
1	Meghan Devlin	So.	OF	5-5	Indianapolis, Ind. Culver Academy
2	Jessy Hutchison*	Jr.	OF/C	5-4	Reynoldsburg Reynoldsburg
3	Nikki Driscoll	Fr.	INF	5-4	Bellaire Bellaire
4	Lindsey Romick*	Jr.	OF	5-10	Hannibal River
5	Brandy Jacob*	So.	2B	5-3	Wellington Keystone
6	Jenny Carroll*	Jr.	SS	5-9	Lisbon Beaver Local
7	Sue Schwamberger*	Jr.	C/OF	5-6	Covington Covington
8	Nicole Veigel*	So.	3B	5-7	Canton Canton South
9	Megan Brothers	Fr.	1B	6-0	Cambridge John Glenn
10	Erika Bell	Fr.	OF	5-2	Upper Sandusky New Bremen
11	Stephanie Houston*	Sr.	P/DH/1B	5-7	Newark Licking Valley
13	Jen Bachelder	Fr.	2B	5-9	Mt. Gilead Mt. Gilead
14	Krista Huffman*	So.	C/OF	5-2	Woodsfield Monroe Central
15	Amanda Jenkins	So.	C/3B	5-11	Marietta Marietta
16	Christina DeMoss	Fr.	P/3B	5-6	Bellville Clear Fork
17	Rachel Marcinko	Fr.	P/1B	5-9	Dover Tuscarawas Cent. Cath.
20	Jessica Fleming	So.	OF	5-4	Creston Norwayne
23	Allie Williams	Fr.	OF	5-5	Fischer, Ind. Hamilton SE
28	Emily McComb	Fr.	OF/1B	5-6	Gnadenhutten Indian Valley
32	Erin Faulkner	Fr.	P	5-9	Wheelersburg Wheelersburg
34	Courtney Reid	Fr.	OF/2B	5-3	Canton McKinley
44	Kristen Quintana*	Jr.	P	5-11	Denver, Co. Littleton
50	Jen Husken	Fr.	C	5-5	Macomb, Mich. Dakota

\* Denotes Returning letterwinners  
(All hometowns Ohio unless noted)

Jenny, a senior academically, has two more years of eligibility with the Pioneers. Carroll topped her sophomore batting average of .261 with an

average of .288 in 32 games last season, and hopes to boost that average even higher in 2006. Carroll also added 23 hits and 12 RBI, while recording 61 putouts and 70 assists for a .942 fielding percentage at shortstop.

Carroll's best game of the season came against Concordia (Wis.), when she went 2-for-4 at the plate with three runs scored and two runs batted in.

Coach Arbuckle says: "Jenny has worked tirelessly in the off season to get stronger and faster. A gifted infielder, I look for her to be among out top performers this year."

#### JENNY CARROLL'S STATISTICS

Year	GP	AB	R	H	2B	3B	HR	RBI	SB	BB	BA	PO	AST	E	FA
2004	32	88	9	23	4	0	0	8	2	5	.261	56	72	12	.914
2005	32	80	18	23	1	1	0	12	8	12	.287	61	70	8	.942
Totals	64	168	27	46	5	1	0	20	10	17	.274	117	142	20	.928

Meghan saw action in the outfield during eight varsity games as a freshman for the Pioneers last year. Having started three games in 2005,

Devlin went 2-for-6 (.333) at the plate. She is working hard to improve on that average, as the Pioneers look to add depth to their lineup.

Coach Arbuckle says: "Meghan is a tireless worker whose fundamentals are very sound. She'll compete for opportunity in the outfield this season."

#### MEGHAN DEVLIN'S STATISTICS

Year	GP	AB	R	H	2B	3B	HR	RBI	SB	BB	BA	PO	AST	E	FA
2005	8	6	0	2	0	0	0	0	0	0	.333	0	0	0	.000

6

**JENNY  
CARROLL**
**SHORTSTOP  
5-9, JUNIOR  
LISBON, OH  
BEAVER LOCAL**


Jess gained valuable experience in 2005, and the sophomore is expected to help the Pioneers in the outfield again this year. Fleming played in 21

games, starting two, last season for Marietta, and compiled four runs in five at-bats last year. She also stole three bases for the Pioneers. On defense, Fleming recorded five putouts and had only one error to give her a .833 fielding percentage.

Coach Arbuckle says: "Jess came off the bench as a pinch runner in numerous situations last year to help boost our run production. She's working hard to improve her productivity at the plate this season."

#### JESSICA FLEMING'S STATISTICS

Year	GP	AB	R	H	2B	3B	HR	RBI	SB	BB	BA	PO	AST	E	FA
2005	21	5	4	0	0	0	0	0	3	0	.000	5	0	1	.833

Stephanie, one of the two seniors, will hope to use her experience to help lead the Pioneers back to the OAC tournament again this season.

Houston played in 25 games, pitching in 17, last year. She had eight hits and recorded 23 assists on defense. Houston also went 2-8 with 35 strikeouts and a 3.55 ERA on the hill in 2005.

Houston's best offensive performance came against Penn-State Behrend (Pa.), when she went 2-for-3. As a pitcher, Houston struck out seven batters against Mount Union.

In 2004, Houston recorded 24 hits in 87 at-bats with four runs scored and nine RBI.

Coach Arbuckle says: "Stephanie's leadership and work ethic are second to none. She's one of the veterans on our pitching staff and could also see time at first base or as the DH."

#### STEPHANIE HOUSTON'S STATISTICS

Year	GP	AB	R	H	2B	3B	HR	RBI	SB	BB	BA	PO	AST	E	FA
2003	7	8	0	2	0	0	0	0	0	1	.250	0	0	0	XXX
2004	33	87	4	24	0	0	0	9	1	6	.276	4	0	0	1.000
2005	27	43	2	8	0	0	0	0	1	2	.186	0	23	0	1.000
Totals	67	138	6	34	0	0	0	9	2	9	.237	4	23	0	1.000

Year	APP	GS	IP	H	R	ER	BB	SO	W	L	SV	SHO	ERA
2005	17	11	67	86	52	34	27	35	2	8	0	0	3.55

4

**JESSICA  
FLEMING**
**OUTFIELD  
5-4, SOPHOMORE  
CRESTON, OH  
NORWAYNE**


11

**STEPHANIE  
HOUSTON**
**PITCHER/FIRST BASE  
5-7, SENIOR  
NEWARK, OH  
LICKING VALLEY**


Krista made an immediate impact on the Pioneers' squad as a rookie last year. Huffman, primarily an outfielder, started 22-of-28 games in 2005, bringing athleticism to Coach Arbuckle's team.

In 52 at-bats, Huffman had 15 hits, scored two runs and drove in four. On defense, Huffman was mistake free, with 14 putouts and one assists. Huffman's best outing came against Bethany (W.Va.) last season, when she went 3-for-3 with one RBI and one stolen base.

Coach Arbuckle say: "Krista spent last season making the transition from catcher to the outfield. She's worked extremely hard in the off season to get stronger and faster and I expect her to contribute again this season in both the outfield and behind the plate."

1

**KRISTA  
HUFFMAN**

**OUTFIELDER/CATCHER**  
**5-2, SOPHOMORE**  
**WOODSFIELD, OH**  
**MONROE CENTRAL**

**KRISTA HUFFMAN'S STATISTICS**

Year	GP	AB	R	H	2B	3B	HR	RBI	SB	BB	BA	PO	AST	E	FA
2005	28	52	2	15	0	0	0	4	2	5	.288	14	1	0	1.000

Jessy had her best season as a Pioneer in 2005, coming back from an injury that ended her 2004 campaign early. As a sophomore,

2

**JESSY  
HUTCHISON**

**OUTFIELDER/CATCHER**  
**5-4, JUNIOR**  
**REYNOLDSBURG, OH**  
**REYNOLDSBURG**

**JESSY HUTCHISON'S STATISTICS**

Year	GP	AB	R	H	2B	3B	HR	RBI	SB	BB	BA	PO	AST	E	FA
2004	8	15	0	2	0	0	0	0	0	3	.133	2	1	0	1.000
2005	35	92	13	16	1	0	0	4	5	9	.174	44	5	5	.907
Totals	43	107	13	17	1	0	0	4	5	12	.154	46	6	5	.954

In 2005, Brandy emerged out of the freshman class and quickly made an impact on the diamond. In 29 games last season, Jacob had 28 hits with 19

5

**BRANDY  
JACOB**

**SECOND BASE**  
**5-3, SOPHOMORE**  
**WELLINGTON, OH**  
**KEYSTONE**

runs, five RBI, one double, three triples, and two stolen bases in 91 at-bats. Defensively, the second baseman fielded .906 with 50 putouts, 27 assists.

Jacob's best game came against rival Muskingum, when she went 4-for-5, scored three runs and had one RBI in the Pioneers' upset of the highly-ranked Muskies.

Coach Arbuckle says: "I expect Brandy to compete for the starting job at second base. She emerged last season as our lead-off batter and provided a real spark to our offense. I look for her to be among our team leaders on offense again this year."

**BRANDY JACOB'S STATISTICS**

Year	GP	AB	R	H	2B	3B	HR	RBI	SB	BB	BA	PO	AST	E	FA
2005	29	91	19	28	1	3	0	5	2	0	.308	50	27	8	.906

Kristen emerged from the spring trip as the ace on the mound and never relinquished her duties in 2005. Quintana, an All-OAC honoree, made her mark in

44

**KRISTEN  
QUINTANA**

**PITCHER**  
**5-11, JUNIOR**  
**DENVER, CO**  
**LITTLETON**

the record books last spring. She tied the school record for appearances (30) and innings pitched (155.3). Her 21 games started, 14 victories and 19 complete games ranked as the second-best totals ever at MC. Quintana finished the year 14-9 with a 2.48 ERA. She allowed 155 hits, while striking out 120.

Quintana's best outing of 2005 came against Concordia (Wis.), when she struck out 11 batters in a complete game win. In 2004, Kristen made 15 appearances on the mound and ended her first season with a 5-6 record and an 2.32 ERA.

Coach Arbuckle says: "Kristen became our ace on the mound last season. As the veteran on our pitching staff, I expect her to play a key role in our team's success again this year."

**KRISTEN QUINTANA'S STATISTICS**

Year	APP	GS	IP	H	R	ER	BB	SO	W	L	SV	SHO	ERA
2004	15	11	78.3	76	37	26	24	59	5	6	1	2	2.32
2005	30	21	155.1	155	71	55	49	120	14	9	1	3	2.48
Totals	45	32	233.4	231	108	81	73	179	19	15	2	5	2.40

Lindsey was a first team All-OAC honoree in her first year with Marietta, after transferring from Division I James Madison.

Also an All-Region selection, Romick finished fifth in the OAC in batting (.406), while fourth in hits (52), first in doubles (14) and second in total bases (80). She set new school records for hits, doubles and home runs (4) and tied the record for games played (41).


Romick's best performance came when she went 4-for-4 with three runs scored, a RBI and two stolen bases in a game against Wilmington.

Coach Jeanne Arbuckle says: "Lindsey made an immediate impact on our team's success last season. She has proven to be one of the top hitters in the OAC and our team's leading offensive weapon. I expect her to do great things for us again this season."

4

**LINDSEY  
ROMICK**

**OUTFIELD**  
**5-10, JUNIOR**  
**HANNIBAL, OH**  
**RIVER**



**LINDSEY ROMICK'S STATISTICS**

Year	GP	AB	R	H	2B	3B	HR	RBI	SB	BB	BA	PO	AST	E	FA
2005	41	128	29	52	14	1	4	24	12	11	.406	53	26	11	.878

**STATEMENT CONCERNING CONDUCT  
OF PARTICIPANTS AT OAC  
ATHLETIC EVENTS**

*OAC institutions expect high standards of honesty, integrity and behavior in the conduct of intercollegiate athletic events.*

*It is the responsibility of coaches, athletes and fans of OAC institutions to recognize the significance of their behavior as visible members of the campus and local community. These participants are therefore expected to live up to their responsibility by demonstrating good sportsmanship.*

*Inappropriate conduct on the part of coaches, athletes or fans, which includes the use of alcohol or controlled substances, verbal or physical abuse, or demeaning words or actions toward officials, coaches, players or fans is unacceptable and will not be tolerated.*

*Existing rules for athletic competition that deal with this matter will be fully enforced at each institution. Where existing rules are inadequate, appropriate groups should establish and enforce new standards.*

Sue, a three-year letterwinner, is a seasoned veteran for the Pioneers. The All-Region and All-OAC honoree played in all 41 games last season, batting .315

with 40 hits in 127 at-bats. Schwamberger also added 17 RBI, seven doubles, and five stolen bases. Defensively, she fielded .994 with 138 putouts and 17 assists on the year.

Schwamberger's best game was against Capital last season, when she went 2-for-3 with two doubles, one run scored and two RBI


In 2004, Schwamberger batted .233 with 24 hits in 103 at-bats as the Pioneers' right fielder.

Coach Arbuckle says: "Sue came into her own last season behind the plate. She personifies the term hustle. She's able to hit with power and I expect her senior season to be her best yet."

7

**SUE  
SCHWAMBERGER**

**CATCHER/OUTFIELD**  
**5-6, SENIOR**  
**COVINGTON, OH**  
**COVINGTON**



**SUE SCHWAMBERGER'S STATISTICS**

Year	GP	AB	R	H	2B	3B	HR	RBI	SB	BB	BA	PO	AST	E	FA
2003	29	67	11	22	3	0	0	6	0	5	.328	4	2	0	1.000
2004	35	103	10	24	5	0	0	7	0	4	.233	38	1	8	.830
2005	41	127	16	40	7	0	0	17	5	7	.315	138	17	1	.994
Totals	105	297	37	86	15	0	0	30	5	16	.292	180	20	9	.941

Nikki was the starting third baseman as a freshman for the Pioneers in 2005. Although Veigel struggled at the plate, her presence was felt on defense, as she had 19 putouts and 51 assists. With a year of experience under her belt, Veigel will look to be a major contributor for the Pioneers in 2006.

Veigel's best game came against Methodist (N.C.), when she went 3-for-4 with one RBI.

Coach Arbuckle says: "Nikki emerged as the starter at third base last season with defense as her hallmark. We'll look for her to be more consistent at the plate this spring."

8

**NIKKI  
VEIGEL**

**THIRD BASE**  
**5-7, SOPHOMORE**  
**CANTON, OH**  
**CANTON SOUTH**



**NIKKI VEIGEL'S STATISTICS**

Year	GP	AB	R	H	2B	3B	HR	RBI	SB	BB	BA	PO	AST	E	FA
2005	28	62	3	11	2	0	0	5	1	5	.177	19	51	7	.909

**13** JEN BACHELDER

SECOND BASE  
5-9, FRESHMAN  
MT. GILEAD, OH  
MT. GILEAD



**10** ERIKA BELL

OUTFIELD  
5-2, FRESHMAN  
UPPER SANDUSKY, OH  
NEW BREMEN



**9** MEGAN BROTHERS

FIRST BASE  
6-0, FRESHMAN  
CAMBRIDGE, OH  
JOHN GLENN



**16** CHRISTINA DEMOSS

PITCHER/THIRD BASE  
5-6, FRESHMAN  
BELLVILLE, OH  
CLEAR FORK



**3** NIKKI DRISCOLL

INFIELD  
5-4, FRESHMAN  
BELLAIRE, OH  
BELLAIRE



**32** ERIN FAULKNER

PITCHER  
5-9, FRESHMAN  
WHEELERSBURG, OH  
WHEELERSBURG



**50** JEN HUSKEN

CATCHER  
5-5, FRESHMAN  
MACOMB, MI  
DAKOTA



**15** AMANDA JENKINS

CATCHER/THIRD BASE  
5-11, SOPHOMORE  
MARIETTA, OH  
MARIETTA



**17** RACHEL MARGINKO

PITCHER/FIRST BASE  
5-9, FRESHMAN  
DOVER, OH  
TUSC. GEN. CATH.



**28** EMILY MCGOMB

OUTFIELD/FIRST BASE  
5-6, FRESHMAN  
GNADENHUTTEN, OH  
INDIAN VALLEY



**34** COURTNEY REID

UTILITY  
5-3, FRESHMAN  
CANTON, OH  
MCKINLEY



**23** ALLIE WILLIAMS

OUTFIELD  
5-5, FRESHMAN  
FISCHER, IN  
HAMILTON SE



# THE OAC

## D-III'S BEST CONFERENCE

The Ohio Athletic Conference, the third oldest conference in college athletics, is predated only by the Michigan Intercollegiate Athletic Association (1888) and the Big Ten (1895). The Conference is older than the World Series and even the NCAA itself and has survived two world wars, the Great Depression, the Korean War and the Vietnam Conflict. From a modest beginning of six charter members in 1902, the OAC grew to as many as 24 members in the mid-1920s.

Through the years a total of 31 colleges and universities at one time or another have been members of the OAC. Currently the Conference consists of 10 members, including Baldwin-Wallace College, Capital University, Heidelberg College, John Carroll University, Marietta College, Mount Union College, Muskingum College, Ohio Northern University, Otterbein College and Wilmington College. Wilmington became the 31st OAC member school, on July 1, 2000.

In the OAC's first year of existence, 1902, the first Conference champion was crowned – Case Tech won the football title with a 5-0-0 record. Outdoor track was added a year later and a third sport, cross country, became a Conference sport in 1914. More sports were steadily added to the OAC's repertoire throughout the years, culminating in the addition of women's sports in 1984. The Conference currently sponsors championships in 21 sports, 11 men's and 10 women's.

The enrollments at the 10 OAC institutions range from 1,200 to 4,500. All of the schools were founded in the 19th century and have long and outstanding academic reputations.

While maintaining these high academic standards, Ohio



Athletic Conference athletic teams and athletes have consistently enjoyed a great deal of success on a regional and national level. The athletic competition is viewed not as an end in itself, but as an extension of the educational programs.

During the 2004-05 sports season, seven OAC schools finished in the National Collegiate Athletic Association (NCAA) "Sweet 16" of their respective sports. During the fall, Mount Union football finished in the "Final Four", while the Wilmington men's soccer team ended its season in the "Sweet 16". The winter season brought the OAC a pair of "Sweet 16" appearances, the John Carroll men's basketball team and the Otterbein men's track and field squad. Otterbein paved the way in the spring sports season with a pair of "Sweet 16" stops in baseball and men's golf, and the Muskingum softball team ended its year in the "Elite Eight" for the third straight season.

Individually, the Conference was represented by 58 All-Americans, including a pair of National Champions in track and field. A total of 40 men and 18 women were named All-Americans throughout the 2004-05 year. Academically, the OAC boasted 17 CoSIDA ESPN The Magazine Academic All-Americans, along with a bevy of regional and national honors for our coaches. Otterbein's Chris Swanson became a National Champion in the pole vault at the 2005 NCAA Indoor Track and Field Championships, while Wilmington's Doreen Nagawa captured the National Title in the Triple Jump at the 2005 NCAA Outdoor Track and Field Championships.

**OAC QUICK FACTS**

**Administrative Staff**

- Commissioner: Timothy W. Gleason
- Information Director: Julie Work
- Administrative Assistant:  
Susie Ferek
- Supervisor of Football Officials:  
Larry Glass
- Supervisor of Volleyball and  
Women's Basketball Officials:  
Diane Plas
- Supervisor of Men's Basketball  
Officials: Tom Toohig
- Supervisor of Baseball Officials:  
Steve Partington
- Supervisor of Softball Officials:  
Linda Cairney

**Mailing Address**

P.O. Box 400  
Twinsburg, Ohio 44087

**Street Address**

8984 Darrow Road, Suite 2B  
Twinsburg, Ohio 44087  
Phone: (330) 963-0444  
Fax: (330) 963-0459  
General E-Mail: oac@oac.org  
Commissioner's E-Mail:  
twg@oac.org  
Web Site: www.oac.org

**2005-06 Fall Officers**

President: Roger Welsh, Capital  
Vice President: Andy Welki, JCU

**OHIO ATHLETIC CONFERENCE  
2005 STANDINGS**

School	Conference			Overall		
	W	L	Pct.	W	L	Pct.
Muskingum*#	16	2	.889	38	5	.884
Mount Union	15	3	.833	30	9	.769
Capital	12	6	.667	28	15	.651
<b>Marietta</b>	<b>9</b>	<b>9</b>	<b>.500</b>	<b>16</b>	<b>25</b>	<b>.390</b>
Baldwin-Wallace	9	9	.500	17	19	.472
John Carroll	8	10	.444	17	15	.531
Otterbein	8	10	.444	16	16	.500
Ohio Northern	8	10	.444	18	20	.474
Heidelberg	3	13	.188	9	21	.300
Wilmington	2	16	.111	2	33	.057

# Denotes OAC Tournament Champion

\*Denotes OAC Regular-Season Champions

**All-Conference First Team**

- C .....Kari Hoying, Muskingum .....Fr. ....Russia/Russia Local
- 1B .....Amy Iammarino, Muskingum.....So.....Mantua/Crestwood
- 2B .....Kim Tackett, Muskingum .....So.....Canal Winchester/Whitehall-Yearling
- SS .....Beth Rowland, Otterbein .....So.....Champion
- 3B .....Lindsay Shepard, Capital .....Fr. ....Phillipsburg/Northmont
- OF .....Jennifer Flatter, Capital .....Sr. ....Arcanum
- OF .....Juli Johnston, Muskingum .....Jr. ....Coshocton/Ridgewood
- OF .....Lindsey Romick Marietta .....So. ....Hannibal/River
- DP .....Nicole Blubaugh, Muskingum .....Sr. ....New Lexington
- UP .....Sue Schwamberger, Marietta .....Jr. ....Covington
- P .....Erica Hoyt, Muskingum .....Jr. ....Tipp City/Bethel
- P .....Lindsey Royer, Mount Union .....Fr. ....Louisville/Marlington

**All-Conference Second Team**

- C .....Nicole Loudin, Baldwin-Wallace .....Jr. ....Sheffield Lake/Elyria Catholic
- 1B .....Amanda Yackmack, Mount Union.....So.....Mantua/Twinsburg
- 2B .....Jackie Burns, Capital .....So.....Beach Park, Ill./Warren Township
- SS .....Allie Scheetz, Muskingum .....So.....Columbus/Worthington Kilbourne
- 3B .....Brittany Hess, Muskingum.....So.....Mount Vernon
- OF .....Lindsay Bramhall, Muskingum .....Jr. ....Dayton/Vandalia Butler
- OF .....Bridget Knazek, John Carroll .....Sr. ....Parma Hts./Valley Forge
- OF .....Janine Solomon, John Carroll.....Jr. ....Streetsboro/Walsh Jesuit
- DP .....Katie Moriarty, Marietta.....Sr. ....North Canton/Hoover
- UP .....Jeanette Brezina, Baldwin-Wallace .....Sr. ....Parma Hts./Valley Forge
- P .....Kristen Quintana, Marietta.....So. ....Denver, Col./Littleton
- P .....Erin Willeke, Capital .....Fr. ....Newark/Licking Valley

2005 OAC Statistical Leaders

Batting Average

Player, Team	Games	AB	H	Avg.
Lindsay Shepherd, Capital	43	131	62	.473
Amy Iammarino, Muskingum	41	119	56	.471
Nicole Blubaugh, Muskingum	42	124	57	.460
Julianne Johnston, Muskingum	33	74	32	.432
Lindsey Romick, Marietta	41	128	52	.406
Kim Tackett, Muskingum	36	93	37	.398
Janine Solomon, John Carroll	32	96	38	.396
Jackie Burris, Capital	38	112	43	.384
Amanda Yackmack, Mount Union	35	101	38	.376
Lindsay Bramhall, Muskingum	42	122	45	.369

Earned Run Average

Player, Team	Games	Runs	ER	ERA
Erica Hoyt, Muskingum	37	43	31	1.15
Lindsey Royer, Mount Union	22	33	20	1.17
Melissa Heckel, Otterbein	25	43	26	1.40
Erin Willeke, Capital	27	52	34	1.53
Erin Rupp, Ohio Northern	19	31	22	1.63

Strikeouts

Player, Team	Games	IP	SO	K/G
Erica Hoyt, Muskingum	37	189.1	175	4.73
Lindsey Royer, Mount Union	22	119.2	137	6.22
Kristen Quintana, Marietta	23	155.1	120	5.22
Erin Willeke, Capital	27	156.0	110	4.07
K.C. Young, Baldwin-Wallace	18	118.0	99	5.50

Best Records

Player, Team	Wins	Losses	Pct.
Erica Hoyt, Muskingum	33	3	.916
Lindsey Royer, Mount Union	17	4	.810
Erin Rupp, Ohio Northern	9	4	.692
Erin Willeke, Capital	15	7	.682
Jen Heidenreich, Capital	13	8	.619

Runs Scored

Player, Team	Games	Runs	Avg.
Nicole Blubaugh, Muskingum	42	48	1.14
Lindsay Bramhall, Muskingum	42	45	1.07
Elaine Haubner, Muskingum	39	35	.897
Julianne Johnston, Muskingum	33	30	.909

RBI

Player, Team	Games	RBI	Avg.
Nicole Blubaugh, Muskingum	42	58	1.38
Kari Hoying, Muskingum	34	39	1.15
Amy Iammarino, Muskingum	41	37	.902
Crystal Thomas, Mount Union	39	35	.897

Stolen Bases

Player, Team	Games	SB	Avg.
Cortney Frederick, Mount Union	37	19	.514
Lindsay Shepherd, Capital	43	16	.372
Hallie Barr, Ohio Northern	35	15	.429
Jessica Kasper, Ohio Northern	38	13	.342



MOUNT UNION

MARCH 22 • ALLIANCE, OHIO

Location: Alliance, OH  
 Nickname: Purple Raiders  
 Enrollment: 2,300  
 Colors: Purple and White  
 Head Coach: Sandy Douglas  
 Record at Mount Union: 432-283 (20 years)

Career Record: 432-283 (20 years)  
 2005 Record: 30-9 (15-3 OAC)  
 Sports Information Director: Michael DeMatteis  
 SID Phone: (330) 823-6093  
 SID Fax: (330) 821-0425  
 SID E-mail: demattmm@muc.edu



OHIO NORTHERN

APRIL 1 • ADA, OHIO

Location: Ada, OH  
 Nickname: Polar Bears  
 Enrollment: 3,400  
 Colors: Burnt Orange and Black  
 Head Coach: Annett Hunt-Shepherd  
 Record at Ohio Northern: 35-41 (3 years)

Career Record: 35-41 (3 years)  
 2005 Record: 18-20 (8-10 OAC)  
 Sports Information Director: Tim Glon  
 SID Phone: (419) 772-2046  
 SID Fax: (419) 772-2590  
 SID E-mail: t-glon@onu.edu



WILMINGTON

APRIL 4 • MARIETTA, OHIO

Location: Wilmington, OH  
 Nickname: Quakers  
 Enrollment: 1,200  
 Colors: Green and White  
 Head Coach: Quyen Tran  
 Record at Wilmington: 20-85 (4 years)

Career Record: 20-85 (4 years)  
 2005 Record: 2-33 (2-16 OAC)  
 Sports Information Director: Jeff Hibbs  
 SID Phone: (937) 382-6661 ext. 347  
 SID Fax: (937) 383-8557  
 SID E-mail: jeff\_hibbs@wilmington.edu



HEIDELBERG

APRIL 8 • TIFFIN, OHIO

Location: Tiffin, OH  
 Nickname: Student Princes  
 Enrollment: 1,600  
 Colors: Red, Orange, & Black  
 Head Coach: Wendy Rochon  
 Record at Heidelberg: 0-0 (First year)

Career Record: 0-0 (First year)  
 2005 Record: 9-23 (3-13 OAC)  
 Sports Information Director: TBA  
 SID Phone: (419) 448-2140  
 SID Fax: (419) 448-2034  
 SID E-mail: bergsid@heidelberg.edu



MUSKINGUM

APRIL 12 • MARIETTA, OHIO

Location: New Concord, OH  
 Nickname: Fighting Muskies  
 Enrollment: 1,600  
 Colors: Black and Magenta  
 Head Coach: Donna Newberry  
 Record at Muskingum: 733-351 (31 years)

Career Record: 733-351 (31 years)  
 2005 Record: 42-7 (16-2 OAC)  
 Sports Information Director: Tom Caudill  
 SID Phone: (740) 826-8022  
 SID Fax: (740) 826-8026  
 SID E-mail: tcaudill@muskingum.edu



## JOHN CARROLL

APRIL 14 • MARIETTA, OHIO

**Location:** University Heights, OH  
**Nickname:** Blue Streaks  
**Enrollment:** 3,500  
**Colors:** Blue and Gold  
**Head Coach:** Gretchen Weitbrecht  
**Record at John Carroll:** 246-269 (15 years)

**Career Record:** 246-269 (15 years)  
**2005 Record:** 17-15 (8-10 OAC)  
**Sports Information Director:** Chris Wenzler  
**SID Phone:** (216) 397-3060  
**SID Fax:** (216) 397-3043  
**SID E-mail:** cwenzler@jou.edu



## OTTERBEIN

APRIL 18 • WESTERVILLE, OHIO

**Location:** Westerville, OH  
**Nickname:** Cardinals  
**Enrollment:** 3,100  
**Colors:** Tan and Cardinal  
**Head Coach:** Deb Torman  
**Record at Otterbein:** 125-134 (7 years)

**Career Record:** 141-141 (8 years)  
**2005 Record:** 16-16 (8-10 OAC)  
**Sports Information Director:** Ed Syguda  
**SID Phone:** (614) 823-1288  
**SID Fax:** (614) 823-1360  
**SID E-mail:** esyguda@otterbein.edu



## BALDWIN-WALLACE

APRIL 22 • MARIETTA, OHIO

**Location:** Berea, OH  
**Nickname:** Yellow Jackets  
**Enrollment:** 3,050  
**Colors:** Brown and Gold  
**Head Coach:** Joe Yocabet  
**Record at Baldwin-Wallace:** 195-168 (10 years)

**Career Record:** 183-168 (10 years)  
**2005 Record:** 17-19 (9-9 OAC)  
**Sports Information Director:** Kevin Ruple  
**SID Phone:** (440) 826-2327  
**SID Fax:** (440) 826-2329  
**SID E-mail:** kruple@bw.edu



## CAPITAL

APRIL 29 • MARIETTA, OHIO

**Location:** Columbus, OH  
**Nickname:** Crusaders  
**Enrollment:** 2,000  
**Colors:** Purple and White  
**Head Coach:** Nan Payne  
**Record at Capital:** 183-106-2 (7 years)

**Career Record:** 183-106-2 (7 years)  
**2005 Record:** 28-15 (12-6 OAC)  
**Sports Information Director:** Leonard Reich  
**SID Phone:** (614) 236-6174  
**SID Fax:** (614) 236-6178  
**SID E-mail:** lreich@capital.edu

## 2005 REVIEW

### RETURNING TO THE OAC TOURNAMENT

Marietta softball once again opened its season against some of the nation's best teams at the Rebel Spring Games. Sophomore right-hander Kristen Quintana emerged as the ace of the staff during the week. Marietta wrapped up its trip with a 7-1 victory over Penn State-Behrend (Pa.) to finish 2-8.

The Lady Pioneers won four of their next seven games, finishing non-conference play with a split against Wooster. Marietta put together an offensive onslaught in the second inning, scoring eight runs on five hits, while Quintana shut down the Fighting Scots' offense, resulting in an 8-0 five-inning victory in game one. Junior Sue Schwamberger went 2-for-3 with three RBI and one run scored in the win.

During their next 20 games, the Lady Pioneers added nine wins to their season total and earned a bid to the four-team OAC Tournament. One memorable moment during that stretch came when Marietta split a doubleheader with then third-ranked Muskingum. Quintana pitched the Lady Pioneers to an 8-5 victory over the Muskies, who had not lost in OAC play since 2002. Freshman Brandy Jacob led the offense, going 6-for-9 with four runs scored and one RBI in the doubleheader.

Marietta went two-and-out in the OAC Tournament, but had several reasons to be proud of their season. Senior Katie Moriarty, Schwamberger and sophomore Lindsey Romick were named All-OAC and All-Region. Quintana also earned All-OAC honors, while Moriarty picked up Academic All-OAC recognition. Moriarty, a four-year starter, finished second on the squad with a career-high .355 batting average (38-of-107). She connected on her first career homers to rank second on the team with three, while finishing third in doubles with four and driving in a team-high 24 runs.

Romick, who was in her first year with the Lady Pioneers after transferring from James Madison, became Marietta's single-season leader in hits (52), doubles (14) and home runs (4). The outfielder also led the team in batting average (.406), runs scored (29), RBI (24) and stolen bases (12-of-14). Moriarty and Romick combined for seven home runs, breaking MC's single-season team record of six, which was set in 2001.

Schwamberger finished the season batting .315 (40-of-127) with seven doubles, 16 runs scored and 17 RBI. Both Schwamberger and Romick tied the single-season record for most games played (41) in a year.

Quintana also made her mark in the record books, tying the school record for appearances (30) and innings pitched (155.3). Her 21 games started, 14 victories and 19 complete games ranked as the second-best totals ever at MC. Quintana finished the year 14-9 with 120 strikeouts and a 2.48 ERA.

As a team, Marietta finished 16-25 overall and fourth in the OAC with a 9-9 record. It batted .274 on the year with 299 runs scored, 36 doubles and seven home runs. The pitching staff finished with a 3.19 ERA in 41 games.

In 2005, Marietta said good bye to just two seniors, Moriarty and Taryn Dobson, so Marietta expects to build on its success and make another run at the OAC title in 2006.

MARIETTA COLLEGE SOFTBALL  
 OVERALL STATISTICS FOR MA  
 (ALL GAMES SORTED BY BATTING AVG)

Record: 16-25 Home: 4-6 Away: 7-8 Neutral: 5-11 OAC: 9-9

Player	AVG	GP-GS	AB	R	H	2B	3B	HR	RBI	TB	SLG%	BB	HBP	SO	GDP	OB%	SF	SHSB-ATT	PO	A	E	FLD%	
Lindsey Romick	.406	41-41	128	29	52	14	1	4	24	80	.625	11	5	15	0	.472	0	1	12-14	53	26	11	.878
Katie Moriarty	.355	36-36	107	9	38	4	0	3	24	51	.477	8	0	10	0	.400	0	4	3-3	74	17	5	.948
Sue Schwamberger	.315	41-41	127	16	40	7	0	0	17	47	.370	7	1	18	0	.356	0	4	5-5	138	17	1	.994
Brandy Jacob	.308	29-24	91	19	28	1	3	0	5	35	.385	0	1	9	0	.315	0	3	2-2	50	27	8	.906
Jessy Hutchison	.174	35-34	92	13	16	1	0	0	4	17	.185	9	0	12	1	.248	0	10	5-6	44	5	5	.907
Meghan Devlin	.333	8-3	6	0	2	0	0	0	0	2	.333	0	0	3	0	.333	0	0	0-0	0	0	0	.000
Krista Huffman	.288	28-22	52	2	15	0	0	0	4	15	.288	5	0	11	0	.351	0	3	2-3	14	1	0	1.000
Jenny Carroll	.288	32-32	80	18	23	1	1	0	12	26	.325	12	1	5	0	.379	2	2	8-9	61	70	8	.942
Abby Higbie	.270	32-25	74	10	20	1	0	0	7	21	.284	7	0	18	0	.329	1	1	0-0	133	15	2	.987
Taryn Dobson	.231	31-23	65	5	15	1	0	0	5	16	.246	10	0	21	0	.333	0	1	0-0	49	31	7	.920
Kelly Rucker	.231	24-18	52	5	12	1	0	0	8	13	.250	4	0	14	0	.281	1	2	0-1	16	0	3	.842
Kayla Reiland	.222	8-1	9	0	2	0	0	0	0	2	.222	1	0	0	0	.300	0	0	0-0	3	0	0	1.000
Amie Weis	.200	9-6	15	1	3	0	0	0	2	3	.200	0	0	8	0	.200	0	0	0-0	3	12	2	.882
Stacey Zatezalo	.196	27-17	51	5	10	1	0	0	1	11	.216	1	0	10	0	.212	0	2	2-2	121	5	2	.984
Stephanie Houston	.186	17-17	43	2	8	0	0	0	0	8	.186	2	0	8	1	.222	0	4	1-1	0	23	0	1.000
Nicole Veigel	.177	28-20	62	3	11	2	0	0	5	13	.210	4	1	12	0	.239	0	3	1-1	19	51	7	.909
Mindi Littleton	.143	17-16	28	2	4	2	0	0	3	6	.214	3	1	10	0	.250	0	1	0-0	17	32	4	.925
Jessica Fleming	.000	21-2	5	4	0	0	0	0	0	0	.000	1	0	2	0	.167	0	0	3-3	5	0	1	.833
Vanessa Nicholls	.000	6-0	2	1	0	0	0	0	0	0	.000	0	0	2	0	.000	0	0	0-0	0	0	0	.000
Jessica Moss	.000	3-0	1	0	0	0	0	0	0	0	.000	2	0	0	0	.667	0	0	0-0	0	0	0	.000
Katie McGoff	.000	4-0	1	0	0	0	0	0	0	0	.000	0	0	1	0	.000	0	0	0-0	0	0	0	.000
Totals	.274	41-41	1091	144	299	36	5	7	121	366	.335	87	10	189	2	.332	4	41	44-50	803	348	67	.945
Opponents	.285	41-41	1082	174	308	40	3	9	148	381	.352	98	5	176	6	.345	7	36	44-60	822	389	63	.951

LOB - Team (269), Opp (253). DPs turned - Team (13), Opp (10).  
 Picked off - Jacob 2, Fleming 1.

(ALL GAMES SORTED BY EARNED RUN AVG)

Player	ERA	W-L	APP	GS	CG	SHO	SV	IP	H	R	ER	BB	SO	2B	3B	HR	ABB	Avg	WP	HBP	BK	SFA	SHA
Kristen Quintana	2.48	14-9	30	21	19	3	1	155.1	155	71	55	49	120	16	1	5	606	.256	12	2	0	3	23
Stephanie Houston	3.55	2-8	17	11	4	0	0	67.0	86	52	34	27	35	11	0	3	276	.312	8	1	1	2	10
Amie Weis	5.10	0-8	11	9	2	0	1	45.1	67	51	33	22	21	13	2	1	200	.335	5	2	0	2	3
Totals	3.19	16-25	41	41	25	3	2	267.2	308	174	122	98	176	40	3	9	1082	.285	25	5	1	7	36
Opponents	2.58	23-16	41	41	27	7	2	274.0	299	144	101	87	189	36	5	7	1091	.274	13	10	0	4	41

PB - Team (13), Schwamberger 9, Moriarty 3, Reiland 1, Opp (25).  
 Pickoffs - Team (0), Opp (2). SBA/ATT - Schwamberger (29-36), Quintana (22-31),  
 Moriarty (12-21), Houston (15-18), Weis (7-11), Reiland (3-3).

2005 RESULTS

Date	Result	Score	Opponent	Pitcher
Mar. 6	L	2-7	# Muhlenberg(Pa.)	Weis (0-1)
Mar. 6	L	0-8	# Washington (MO)	Quintana (0-1)
Mar. 7	L	4-7	# Cortland State (N.Y.)	Weis (0-2)
Mar. 7	L	0-6	# Wartburg (IA)	Quintana (0-2)
Mar. 9	L	2-3	# Greensboro (N.C.)	Weis (0-3)
Mar. 9	W	11-2	# Concordia (Wis.)	Quintana (1-2)
Mar. 10	L	0-10	# Coe (IA)	Weis (0-4)
Mar. 10	L	0-2	# New Jersey	Quintana (1-3)
Mar. 11	L	0-5	# Indiana Wesleyan	Weis (0-5)
Mar. 11	W	7-1	# Penn-State Behrend (Pa.)	Quintana (2-3)
Mar. 18	W	6-2	% SUNY-Geneseo	Quintana (3-3)
Mar. 18	L	3-4	+% Salisbury (Md.)	Quintana (3-4)
Mar. 19	W	3-2	% Averett (Va.)	Quintana (4-4)
Mar. 19	W	3-1	% NC Wesleyan	Quintana (5-4)
Mar. 19	L	5-9	% Methodist (N.C.)	Weis (0-6)
Mar. 31	W	8-0	Wooster	Quintana (6-4)
Mar. 31	L	3-4	Wooster	Houston (0-1)
Apr. 5	W	12-4	Wilmington College*	Quintana (7-4)
Apr. 5	W	10-4	Wilmington College*	Houston (1-1)
Apr. 6	L	2-3	Mount Union*	Quintana (7-5)
Apr. 6	L	6-9	Mount Union*	Houston (1-2)
Apr. 9	W	6-0	Heidelberg*	Quintana (8-5)
Apr. 9	L	1-3	Heidelberg*	Houston (1-3)
Apr. 10	W	3-2	Ohio Northern*	Quintana (9-5)
Apr. 10	W	3-1	Ohio Northern*	Houston (2-3)
Apr. 11	L	2-5	Bethany (W.Va.)	Houston (2-4)
Apr. 11	L	1-7	Bethany (W.Va.)	Weis (0-7)
Apr. 13	W	8-5	Muskingum*	Quintana (10-5)
Apr. 13	L	5-14	Muskingum*	Houston (2-5)
Apr. 16	W	7-4	John Carroll*	Quintana (11-5)
Apr. 16	L	0-4	John Carroll*	Houston (2-6)
Apr. 19	W	3-2	Otterbein*	Quintana (12-5)
Apr. 19	L	1-4	+ Otterbein*	Houston (2-7)
Apr. 29	W	1-0	Baldwin-Wallace*	Quintana (12-6)
Apr. 29	L	1-2	Baldwin-Wallace*	Quintana (13-6)
May 1	L	4-5	Capital*	Quintana (13-7)
May 1	L	1-9	Capital*	Weis (0-8)
May 4	W	5-3	Kenyon	Quintana (14-7)
May 4	L	0-2	Kenyon	Houston (2-8)
May 6	L	1-4	! Muskingum	Quintana (14-8)
May 6	L	4-5	! Capital	Quintana (14-9)

# 2005 Rebel Spring Games  
 % 2005 East Coast Classic  
 \* Ohio Athletic Conference  
 ! OAC Tournament  
 + Extra Innings

PIONEER RECORDS

INDIVIDUAL PITCHING RECORDS

	Season		
Shutouts	Candice Miller	7	2003
	Brandi Yellin	6	1994
	Sally Friend	5	1996
	Candice Miller	4	2004
	Candice Miller	4	2002
No-Hitters	Candice Miller	4	2001
	Candice Miller	1	2003
	Katie Burrows	1	2002
	Dee Tiffner	1	1992
	Sally Friend	1	1997
Games	Sally Friend	1	1998
	Paula Hill	1	1989
	Kristen Quintana	30	2005
	Candice Miller	30	2001
	Laura Hindel	26	1999
Games Started	Candice Miller	25	2003
	Nancy Gaughan	25	1985
	Nancy Gaughan	23	1985
	Kristen Quintana	21	2005
	Candice Miller	20	2003
Complete Games	Laura Hindel	20	1999
	Paula Hill	20	1988
	Nancy Gaughan	21	1985
	Kristen Quintana	19	2005
	Candice Miller	18	2002
Victories	Brandi Yellin	18	1994
	Heather Crowley	18	1991
	Sally Friend	17	1996
	Kristen Quintana	14	2005
	Candice Miller	12	2002
Innings Pitched	Candice Miller	12	2001
	Kelly Lucas	12	1989
	Kristen Quintana	155.3	2005
	Candice Miller	155.3	2001
	Nancy Gaughan	154.3	1985
Strikeouts (min. 90 innings)	Candice Miller	150.6	2003
	Sally Friend	138.0	1996
	Candice Miller	168	2001
	Candice Miller	154	2002
	Candice Miller	149	2003
Fewest Walks (min. 90 innings)	Kristen Quintana	120	2005
	Candice Miller	120	2004
	Nichole Loomis	10	1999
	Candice Miller	17	2004
	Patty Vansach	17	1993
	Candice Miller	19	2002
	Nichole Loomis	19	1998
	Brandi Yellin	19	1995

Lowest ERA (min. 90 innings)	Sally Friend . . . . .	.091	1996
	Sally Friend . . . . .	1.16	1995
	Candice Miller . . . . .	1.30	2003
	Candice Miller . . . . .	1.42	2004
	Candice Miller . . . . .	1.67	2001
Best Record	Heather MacLean . . . . .	1.77	1988
	Sally Friend . . . . .	17-4	1996
	Kelly Lucas . . . . .	12-6	1989
	Brandi Yellin . . . . .	11-6	1995

**Career**

(Minimum 90 innings)

Shutouts	Candice Miller . . . . .	.19	2001-04
	Sally Friend . . . . .	.10	1995-98
	Brandi Yellin . . . . .	.9	1994-97
No-Hitters Games	Sally Friend . . . . .	.2	1995-98
	Candice Miller . . . . .	.95	2001-04
Complete Games	Laura Hindel . . . . .	.80	1997-00
	Nichole Loomis . . . . .	.76	1997-00
	Candice Miller . . . . .	.64	2001-04
	Heather Crowley . . . . .	.48	1990-93
	Brandi Yellin . . . . .	.47	1994-97
Victories	Candice Miller . . . . .	.41	2001-04
	Sally Friend . . . . .	.35	1995-98
	Brandi Yellin . . . . .	.32	1994-97
	Laura Hindel . . . . .	.27	1997-00
Innings	Candice Miller . . . . .	540.6	2001-04
	Laura Hindel . . . . .	391.0	1997-00
	Brandi Yellin . . . . .	359.6	1994-97
Fewest Walks	Dee Tiffner . . . . .	.40	1992-94
	Nichole Loomis . . . . .	.59	1997-00
	Sally Friend . . . . .	.79	1995-98
	Candice Miller . . . . .	.86	2001-04
	Candice Miller . . . . .	.591	2001-04
Strikeouts	Sally Friend . . . . .	.190	1995-98
	Brandi Yellin . . . . .	.188	1994-97
	Kristen Quintana . . . . .	.179	2004-05
	Sally Friend . . . . .	1.51	1995-98
	Candice Miller . . . . .	1.71	2001-04
Lowest ERA	Brandi Yellin . . . . .	2.24	1994-97
	Kristen Quintana . . . . .	2.43	2004-05
	Kelly Lucas . . . . .	2.51	1989-90
	Sally Friend . . . . .	35-19 (.648)	1995-98
	Brandi Yellin . . . . .	32-20 (.615)	1994-97
Record (%)	Kelly Lucas . . . . .	19-13 (.594)	1989-90

**INDIVIDUAL PLAYER RECORDS**

	Season		
Games	Lindsey Romick . . . . .	.41	2005
	Sue Schwamberger . . . . .	.41	2005
	Joanna Weekley . . . . .	.41	2001
	Jennifer Ludwig . . . . .	.40	2001
	Natalie Ickes . . . . .	.40	2001
	Valerie Sanders . . . . .	.40	2001
	Jacie Paulsey . . . . .	.40	1999
	Jennifer Ludwig . . . . .	.129	2001
	Lindsey Romick . . . . .	.128	2005
	Kira Brooks . . . . .	.127	2001
At-Bats	Michelle Cavinee . . . . .	.121	1999
	Lindsey Romick . . . . .	.52	2005
	Kira Brooks . . . . .	.47	2001
	Jennifer Ludwig . . . . .	.47	2001
	Lee Ann Shoemaker . . . . .	.45	1995
	Michelle Cavinee . . . . .	.43	1999
	Lindsey Romick . . . . .	.14	2005
	Jennifer Ludwig . . . . .	.10	2000
	Joanna Modrick . . . . .	.10	1993
	Julie Goebel . . . . .	.10	1992
Hits	Kim Brown . . . . .	.6	1988
	Jenny Gainer . . . . .	.4	1991
	Monica Dillon . . . . .	.4	1985
	Six Players . . . . .	.3	
	Lindsey Romick . . . . .	.4	2005
	Katie Moriarty . . . . .	.3	2005
	Jennifer Ludwig . . . . .	.3	2002
	Steff Nemet . . . . .	.3	1994
	Rhonda Osborne . . . . .	.3	1989
	Joan Rocks . . . . .	.30	1985
Home Runs	Jen Chelton . . . . .	.26	1989
	Joanna Modrick . . . . .	.25	1993
	Wendy Sampson . . . . .	.25	1990
	Cindy Boland . . . . .	.18	1995
	Jen Tinkler . . . . .	.17	1996
	Cassie Wehner . . . . .	.16	1989
	Diane Wright . . . . .	.28	1985
	Julie Goebel . . . . .	.26	1990
	Julie Goebel . . . . .	.24	1991
	Kim Brown . . . . .	.27	1989
RBI	Kim Brown . . . . .	.27	1988
	Kim Arney . . . . .	.15	1985
	Tracie Drain . . . . .	.12	1999
	Rhonda Osborne . . . . .	.461	1987
	Rhonda Osborne . . . . .	.443	1988
	Kim Brown . . . . .	.430	1989
	Wendy Sampson . . . . .	.238	1991
	Jen Chelton . . . . .	.221	1989
	Amanda Vara . . . . .	.215	2000
	Sacrifices	Kim Brown . . . . .	.27
Kim Brown . . . . .		.27	1988
Kim Arney . . . . .		.15	1985
Tracie Drain . . . . .		.12	1999
Rhonda Osborne . . . . .		.461	1987
Rhonda Osborne . . . . .		.443	1988
Kim Brown . . . . .		.430	1989
Wendy Sampson . . . . .		.238	1991
Jen Chelton . . . . .		.221	1989
Amanda Vara . . . . .		.215	2000
Walks	Kim Brown . . . . .	.27	1989
	Kim Brown . . . . .	.27	1988
	Kim Arney . . . . .	.15	1985
	Tracie Drain . . . . .	.12	1999
	Rhonda Osborne . . . . .	.461	1987
	Rhonda Osborne . . . . .	.443	1988
	Kim Brown . . . . .	.430	1989
	Wendy Sampson . . . . .	.238	1991
	Jen Chelton . . . . .	.221	1989
	Amanda Vara . . . . .	.215	2000
Stolen Bases	Kim Brown . . . . .	.27	1989
	Kim Brown . . . . .	.27	1988
	Kim Arney . . . . .	.15	1985
	Tracie Drain . . . . .	.12	1999
	Rhonda Osborne . . . . .	.461	1987
	Rhonda Osborne . . . . .	.443	1988
	Kim Brown . . . . .	.430	1989
	Wendy Sampson . . . . .	.238	1991
	Jen Chelton . . . . .	.221	1989
	Amanda Vara . . . . .	.215	2000
Batting Average	Kim Brown . . . . .	.27	1989
	Kim Brown . . . . .	.27	1988
	Kim Arney . . . . .	.15	1985
	Tracie Drain . . . . .	.12	1999
	Rhonda Osborne . . . . .	.461	1987
	Rhonda Osborne . . . . .	.443	1988
	Kim Brown . . . . .	.430	1989
	Wendy Sampson . . . . .	.238	1991
	Jen Chelton . . . . .	.221	1989
	Amanda Vara . . . . .	.215	2000
Put Outs	Kim Brown . . . . .	.27	1989
	Kim Brown . . . . .	.27	1988
	Kim Arney . . . . .	.15	1985
	Tracie Drain . . . . .	.12	1999
	Rhonda Osborne . . . . .	.461	1987
	Rhonda Osborne . . . . .	.443	1988
	Kim Brown . . . . .	.430	1989
	Wendy Sampson . . . . .	.238	1991
	Jen Chelton . . . . .	.221	1989
	Amanda Vara . . . . .	.215	2000

**Career**

Games	Casey Lamp .....	143	2001-04
	Katie Moriarty .....	142	2002-05
	Jacie Paulsey .....	139	1997-00
	Lee Ann Shoemaker .....	133	1994-97
	Val Sanders .....	130	1999-02
At-Bats	Katie Moriarty .....	422	2002-05
	Lee Ann Shoemaker .....	390	1994-97
	Jacie Paulsey .....	378	1997-00
	Jenny Gainer .....	366	1990-93
Hits	Lee Ann Shoemaker .....	146	1994-97
	Katie Moriarty .....	117	2002-05
	Jennifer Ludwig .....	114	1999-02
	Jacie Paulsey .....	114	1997-00
Doubles	Jennifer Ludwig .....	24	1999-02
	Lee Ann Shoemaker .....	24	1994-97
	Jen Tinkler .....	21	1994-97
	Jenny Gainer .....	21	1990-93
	Rhonda Osborne .....	21	1986-89
Triples	Kim Brown .....	15	1986-89
	Julie Goebel .....	7	1989-92
	Rhonda Osborne .....	7	1986-89
	Jenny Gainer .....	6	1990-93
Home Runs	Rhonda Osborne .....	7	1986-89
	Lindsey Romick .....	4	2005-pr
	Katie Moriarty .....	3	2002-05
	Jennifer Ludwig .....	3	1999-02
	Jacie Paulsey .....	3	1997-00
	Steff Nemet .....	3	1993-95
RBI	Lee Ann Shoemaker .....	73	1994-97
	Jen Chilton .....	69	1986-89
	Katie Moriarty .....	64	2002-05
	Rhonda Osborne .....	64	1986-89
Sacrifices	Cindy Boland .....	44	1993, 95-96
	Cassie Wehner .....	37	1989-92
	Jen Tinkler .....	32	1994-97
	Tracy Bennett .....	32	1993-96
Walks	Julie Goebel .....	69	1989-92
	Cassie Wehner .....	67	1989-92
	Rhonda Osborne .....	54	1986-89
Stolen Bases	Kim Brown .....	62	1986-89
	Rhonda Osborne .....	40	1986-89
	Cassie Wehner .....	38	1989-92
Batting Average (min. 125 at-bats)	Cindy Boland .....	.388	1993, 95-96
	Lee Ann Shoemaker .....	.374	1994-97
	Kim Brown .....	.374	1986-89
	Rhonda Osborne .....	.373	1986-89
Put Outs	Amanda Vara .....	785	1999-02
	Jen Chelton .....	573	1986-89
	Katie Moriarty .....	549	2002-05
	Lee Ann Shoemaker .....	508	1994-97
Fielding % (min. 250 TC)	Wendy Sampson .....	.988	1988-91
	Lee Ann Shoemaker .....	.976	1994-97
	Laurie McKendry .....	.976	1992-94
	Mollie Karabatsos .....	.971	1994-96

**INDIVIDUAL RECORDS & STREAKS**

**Single Game**

At-Bats	Many Players .....	6	
Hits (%)	Cindy Boland vs. Ohio Northern .....	.5/5	4/24/93
	Many Players .....	4/4	
Doubles	Jen Chelton vs. Stockton (N.J.) .....	3	3/12/89
	Many Players .....	2	
Triples	Kim Brown vs. Bethany (W.Va.) .....	2	3/29/88
	Kim Brown vs. Salem (W.Va.) .....	2	3/28/86
Home Runs	Steff Nemet vs. Muskingum .....	2	4/19/95
	Rhonda Osborne vs. Huntington (Ind.) .....	2	3/14/89
Grand Slams	Wendy Sampson vs. John Carroll .....	1	4/28/90
RBI	Jen Chilton vs. Stockton (N.J.) .....	6	3/12/89
	Steff Nemet vs. Muskingum .....	5	4/19/94
	Wendy Sampson vs. John Carroll .....	5	4/28/90
Runs	Jenny Gainer vs. Anderson (Ind.) .....	4	3/11/93
	Many Players .....	3	
Sacrifices	Cindy Boland vs. Capital .....	3	4/11/95
	Many Players .....	2	
Walks	Heather Crowley vs. Otterbein .....	5	4/20/90
	Angie Dull vs. W.Va. Wesleyan .....	4	4/8/91
	Diana Wright vs. Heidelberg .....	4	4/20/85
Stolen Bases	Kim Brown on four occasions .....	3	
	Casey Lamp on three occasions .....	3	
	Rhonda Osborne on two occasions .....	3	
Consecutive Hits	Cindy Boland .....	8	1993
	Cindy Boland .....	6	1993
	Terra McDaniels .....	6	1991
	Rhonda Osborne .....	6	1987
Consecutive Games	Lee Ann Shoemaker .....	11	1995
	Cassie Wehner .....	11	1991
Hitting	Joan Rocks .....	11	1986
	Many Players .....	10	

**Keep Up to Date Online!**  
**Visit us at: [www.marietta.edu/athletics](http://www.marietta.edu/athletics) to**  
**get the latest statistics, stories and results**  
**on all Marietta athletic teams!**



TEAM RECORDS

Single Game

Hitting

At-Bats	vs. John Carroll	.50	2003
Hits	vs. Bethany (W.Va.)	.19	2004
Runs	vs. Ohio Valley (W.Va.)	.25	1997
	vs. Bethany (W.Va.)	.25	1988
RBI	vs. Stockton (N.J.)	.19	1989
Doubles	vs. Stockton (N.J.)	.6	1989
Triples	vs. Otterbein	.3	1991
	vs. Salem (W.Va.)	.3	1986
Home Runs	vs. Muskingum	.2	1995
	vs. Savannah College of A & D (Ga.)	.2	2002
	vs. Huntington (Ind.)	.2	1989
Walks	vs. Anderson (Ind.)	.16	1993
	vs. Otterbein	.16	1990
	vs. Bethany (W.Va.)	.16	1985
Stolen Bases	vs. Heidelberg	.10	1986

Pitching

Strikeouts	vs. Kean (NJ)	.15	2004
	vs. Ithaca (NY)	.13	2002
	vs. Kenyon	.12	2003

Other

Runs (1 inning)	vs. Otterbein	.12	1995
Double Plays	vs. Ashland	.3	1988

Season

Games	.41	2005
	.41	2001
Victories	.25	1996
Winning Percentage	.735 (25-9)	1996
Runs	.184	1995
Runs/Game	.6.0 (28 games)	1985
At-Bats	1140	2001
Hits	308	2001
Doubles	47	2001
	47	1999
Triples	.13	1985
Home Runs	.7	2005
RBI	152	1995
Sacrifices	.76	1996
Walks	.182	1985
Strikeouts (fewest)	.25	1986
Hit by Pitch	.15	2002
Stolen Bases	.97	1985
Batting Average	.318	1988
Put Outs	.834	2001
Assists	.396	1999
Errors (fewest)	.32	1988
Fielding Average	.957	1988
Walks (fewest)	.48	1997
	.48	2002



SUE SCHWAMBERGER

Strikeouts (most)	.235	2004
Innings Pitched	278.0	2001
ERA	1.76	1996
No-Hitters	.1	2003
	1	2002
	1	1998
	1	1997
	1	1992
	1	1989
Perfect Games	1	2003
Shutouts	10	2003

PIONEER WIN-LOSS RECORDS

Year	W	L	T	Coach
1980	2	8	0	Sara Roberts
1981	2	8	0	John Hosler
1982	5	11	0	Scott Manhoff
1983	8	11	0	Scott Manhoff
1984	7	7	0	Debbie Lazorik
1985	10	18	0	Mike Kelly
1986	7	15	0	Mike Kelly
1987	9	13	0	Kathy England
1988	11	13	0	Jeanne Arbuckle
1989	17	13	0	Jeanne Arbuckle
1990	16	14	0	Jeanne Arbuckle
1991	11	18	0	Jeanne Arbuckle
1992	10	18	0	Jeanne Arbuckle
1993	15	16	0	Jeanne Arbuckle
1994	15	21	0	Jeanne Arbuckle
1995	21	12	2	Jeanne Arbuckle
1996	25	9	0	Jeanne Arbuckle
1997	19	13	0	Jeanne Arbuckle
1998	15	22	0	Jeanne Arbuckle
1999	21	19	0	Jeanne Arbuckle
2000	11	26	0	Jeanne Arbuckle
2001	18	22	1	Jeanne Arbuckle
2002	18	15	0	Jeanne Arbuckle
2003	18	20	0	Jeanne Arbuckle
2004	18	19	0	Jeanne Arbuckle
2005	16	25	0	Jeanne Arbuckle
<b>26 Years</b>	<b>335</b>	<b>406</b>	<b>3</b>	<b>.452</b>
<b>Fast-pitch record</b>	<b>321</b>	<b>361</b>	<b>3</b>	<b>.471</b>

CAREER COACHING RECORDS AT MC

	Coach	W	L	Pct.
Slow-Pitch	Debbie Lazorik (1984)	7	7	.500
	Scott Manhoff (1982-83)	13	22	.371
	Sara Roberts (1980)	2	8	.200
	John Hosler (1981)	2	8	.200
Fast-Pitch	Jeanne Arbuckle (1988-xx)	295	315	.484
	Kathy England (1987)	9	13	.409
	Mike Kelly (1985-86)	17	33	.340

POSTSEASON HONORS

All-Region

1989	Rhonda Osborne . . . . .SS	First Team
	Kim Brown . . . . .3B	Second Team
	Jen Chelton . . . . .1B	Second Team
	Sara Summer . . . . .OF	Second Team
1995	Cindy Boland . . . . .OF	First Team
	Lee Ann Shoemaker . . . . .At Large	First Team
	Sally Friend . . . . .P	Second Team
	Jen Tinkler . . . . .SS	Third Team
	Brandi Yellin . . . . .P	Third Team
1996	Sally Friend . . . . .P	First Team
	Tracy Bennett . . . . .At Large	First Team
	Lee Ann Shoemaker . . . . .1B	Second Team
	Jen Tinkler . . . . .SS	Second Team
	Brandi Yellin . . . . .UT/DP	Second Team
	Cindy Boland . . . . .OF	Third Team
2001	Jennifer Ludwig . . . . .C	First Team
	Candice Miller . . . . .P	Second Team
2005	Katie Moriarty . . . . .DH	Second Team
	Lindsey Romick . . . . .OF	Second Team
	Sue Schwamberger . . . . .UT	Third Team

All-OAC

1989	Jen Chelton . . . . .1B	First Team
	Sara Summer . . . . .OF	First Team
	Rhonda Osborne . . . . .SS	Second Team
1990	Wendy Sampson . . . . .DH	Second Team
1991	Jenny Gainer . . . . .OF	Second Team
1993	Cindy Boland . . . . .C	Second Team
	Laurie McKendry . . . . .1B	Second Team
1994	Lee Ann Shoemaker . . . . .DP	Second Team
1995	Lee Ann Shoemaker . . . . .1B	First Team
	Cindy Boland . . . . .OF	First Team
	Sally Friend . . . . .P	Second Team
	Brandi Yellin . . . . .P	Second Team
	Jen Tinkler . . . . .SS	Second Team
	Kristy Burchett . . . . .DP	Second Team
1996	Sally Friend . . . . .P	First Team
	Brandi Yellin . . . . .DP	First Team
	Tracy Bennett . . . . .2B	First Team
	Lee Ann Shoemaker . . . . .1B	Second Team
	Jen Tinkler . . . . .SS	Second Team
	Cindy Boland . . . . .OF	Second Team
1997	Sally Friend . . . . .P	First Team
	Jodi Hall . . . . .2B	First Team
	Jen Tinkler . . . . .SS	Second Team
	Brandi Yellin . . . . .3B	Second Team
1998	Becky Vara . . . . .DP	First Team
	Jacie Paulsey . . . . .3B	Second Team
	Kim Smith . . . . .2B	Second Team
2000	Jennifer Ludwig . . . . .C	First Team
2001	Jennifer Ludwig . . . . .C	First Team
2003	Candice Miller . . . . .P	First Team
2004	Candice Miller . . . . .P	First Team
2005	Lindsey Romick . . . . .OF	First Team
	Sue Schwamberger . . . . .UT	First Team
	Katie Moriarty . . . . .DH	Second Team
	Kristen Quintana . . . . .P	Second Team

Academic All-American

1989	Jen Chelton . . . . .	First Team
2000	Tracie Drain . . . . .	First Team

# ALL-TIME PLAYERS 1985-2005

<b>A</b>		<b>F</b>	
Anderson, Becky	2003	Fee, Terry	1985-86
Anderson, Tina	1987	Fennychn, Andrea	1995-96
Arney, Kim	1985-87	Ferguson, Merritt	1990
<b>B</b>		<b>G</b>	
Baker, Amy	1997-99	Finley, Nannette	1985
Becker, Jody	1994-97	Fiori, Danean	1993-94
Beeson, Kim	1989-90	Fleming, Jessica	2005
Benke, Gretchen	1987-88	Flowers, Delynn	1990
Bennett, Tracy	1993-96	Forrester, Nicole	2002
Blince, Kristen	1993	Friend, Sally	1995-98
Bohan, Melissa	1991-94	Frost, Jamie	1997
Boland, Cindy	1993, 95-96		
Border, Beth	2002-03	Gagliardi, Michelle	1985-86
Borowitz, Theresa	1989-92	Gainer, Jenny	1990-93
Brandolini, Amber	2003	Gallo, Marcy	1997-00
Briggs, Colleen	1985-86	Gaughn, Nancy	1985-86
Brooks, Kira	2001-02	Geiler, Joanne	1999-00
Brown, Kim	1986-89	Glines, Lisa	2000
Brubaker, Lauren	2000, 02-03	Gerlach, Tara	1993
Burchett, Kristy	1993-95	Goebel, Julie	1989-92
Burrows, Katie	2001-03	Goebel, Julie	1989-92
<b>C</b>		<b>H</b>	
Carroll, Jenny	2004-05	Hall, Jodi	1994-97
Castile, Elisa	1999, 2001	Harris, Alissa	1996-97
Cavinee, Michelle	1998-00	Higbie, Abbie	2004-05
Chelton, Jen	1986-89	Hill, Paula	1986-89
Cline, Chris	1987-89	Hindel, Laura	1997-00
Cook, Leslie	1999-00	Hinton, Natalie	1999-00
Connors, Emilee	2000	Holcomb, Amy	1999-00
Crowley, Heather	1990-93	Holcomb, Amy	2003-05
<b>D</b>		<b>I</b>	
Decker, Julie	1993	Huck, Jaime	1997
Dentz, Nicole	1999	Huffman, Krista	2005
DePuy, Tammy	1994	Huffman, Tina	1993
DePuy, Tricia	1991	Hutchins, Trisha	1997-99
Devlin, Meghan	2005	Hutchison, Jessica	2004-05
Dietrich, Karen	1997		
Dillon, Monica	1985	<b>J</b>	
Dobson, Taryn	2002-05	Ickes, Natalie	1999-01
Drain, Tracie	1998-99		
Drouhard, Jody	1994	Jacob, Brandy	2005
Dudek, Niki	1988	Jamal, Saroya	1999
Dull, Angie	1991	Johnson, Joni	2002-03
<b>E</b>		<b>K</b>	
Ehrhardt, Val	1987-88	Justice, Kelly	1989-90
		Karabatsos, Mollie	1994-96
		Keller, Tracie	1989
		Kelly, Makenzie	2003-04
		Kertesz, Kileen	1989-90

Kisabeth, Kathleen	1999	<b>Q</b>	
Kolosky, Shauna	2000	<b>R</b>	
<b>L</b>		Quintana, Kristen	2004
Lamp, Casey	2001-04		
Laret, Yvonne	1988	Reiland, Kayla	2005
Linkie, Charisse	1985-86	Rocks, Joan	1985-86
Loomis, Nichole	1997-00	Rogers, Ann	1999
Longberry, Mindy	1999	Rosepappa, Tara	2000-01
Lorson, Michelle	1994-96	Rourke, A.J.	1989
Littleton, Mindy	2004-05	Royan, Sarah	2002-03
Lucas, Kelly	1989-90	Romick, Lindsey	2005
Ludwig, Jennifer	1999-02	Rucker, Kelly	2004-05
Lute, Jennifer	2004	<b>S</b>	
<b>M</b>		Sampson, Wendy	1988-91
MacLean, Heather	1987-88	Sammis, Maggie	1999-02
Mahoney, Brynn	2000-03	Sanders, Val	1999-02
Manzo, Becky	1985-87	Scarborough, Megan	2000-03
Marks, Jenni	1987	Schwamberger, Sue	2003-05
Martin, Sheri	1987	Shoemaker, Lee Ann	1994-97
McDaniels, Terra	1991-93	Smith, Amy	1997
McGoff, Katie	2005	Smith, Kim	1998
McKendry, Laurie	1992-94	Smyth, Janet	1985-88
Mendenhall, Lori	1997-98	Southall, Crystal	2000
Miller, Candice	2001-04	Spellman, Robyn	1994
Milner, Lori	1999-00	Steiner, Julia	1992-94
Modrick, Joanna	1993	Sterpka, Jen	2003
Montgomery, Andrea	1992	Stottsberry, Amanda	2001-03
Moriarty, Katie	2002-05	Strobbe, Kathy	1994-97
Moses, Julie	2002-03	Summer, Sara	1986-89
Moss, Jessica	2005	<b>T</b>	
<b>N</b>		Tallent, Trisha	2003
Nathaniel, Beth	2003-04	Tiffner, Dee	1992-94
Neill, Krista	1997	Tinkler, Jen	1994-97
Nemet, Steph	1993-95	Trisher, Nikki	1999
Nemet, Sue	1993-95	<b>V</b>	
Nicholls, Vanessa	2005	Vansach, Patty	1993
<b>O</b>		Vargo, Stacie	1993-95
Osborne, Rhonda	1986-89	Vara, Amanda	1999-02
<b>P</b>		Vara, Becky	1997-00
Palmer, Ginger	1996	Vedova, Amy	1994-95
Partin, Debbie	1989-90	Veigel, Nicole	2005
Passen, Brooke	1999-00	<b>W</b>	
Paulsey, Jacie	1997-00	Waybright, Tara	1998
Perry, Kristen	1992	Weekly, Joanne	2000-01
Perry, Susan	1985	Wehner, Cassie	1989-92
Peters, Christy	1989-90	Weis, Amie	2003-05
Phillips, Julie	1988-91	Wells, Melissa	2000
Podolak, Kim	1998	Wright, Diane	1985-86
Pollack, Nicole	2003	Wolford, Sharon	1986-88
Poole, Alison	1999-02	<b>Y</b>	
Prentice, Kara	1988-91	Yellin, Brandi	1994-97
		<b>Z</b>	
		Zatezalo, Stacey	2004-05



## MARIETTA FIELD

For the first time since the 1999 season, fans of Marietta College softball will be able to remain on campus to watch the Lady Pioneers play their home games. Thanks to the final phase of the Fields Project that was completed prior to the 2005 fall season, The Pioneers have a brand new complex on Marietta Field, located on the south end of campus.

Marietta Field, which is also the site of the Pioneers' soccer complex, is a large improvement from Hadley Field where Marietta had played its games for the past few years. The Pioneers used to play on campus at Timlin Field, directly in front of Parson Hall, but the field was removed so the construction of the McCoy Hall could begin in the fall of 1999.

The complex has a dirt infield with freshly sodded grass, a perennial rye and bluegrass mixture. There are inground dugouts and fenced-in bullpens. A state-of-the-art scoreboard stands just beyond the fence in center. The park's dimensions are 200'-210'-200'.

Temporary stands have been brought in for the season, as funds are being raised to complete the exterior portion of the field. Those plans include a batting cage, press box, bleachers and concession stand.

"Thanks to the generous support of Marietta College alumni and friends, Pioneer Softball now has a home of its own," said Head Coach Jeanne Arbuckle. "Marietta Field is truly our 'Field of Dreams' and one of the finest small college facilities in the regions."

The Project was designed by Lock One Engineers and Miller Lecky Architects, with construction completed by Grae-Con Construction. There is a state-of-the-art drainage system and a brand new infield tarp has been purchased to help protect the beautiful surface from weather.