

Housing Selection

Upperclass Housing

The “How To” Guide to Selecting
your Home in Upperclass Housing



Marietta College

Table of Contents/ Direct Links

1. [Important Dates](#) **slide 3*
2. [Room and Board Costs](#) ** slide 4*
3. [Types of Upperclass Housing](#) **slides 5-8*
4. [What Size Should My Group Be?!](#) **slides 9-10*
5. [Utilizing RESIDENCE](#) **slides 11-13*
6. [Forming Roommate Groups](#) **slides 14-19*
7. [How Selection Times Work](#) **slides 20-21*
8. [Group Leaders](#) **slides 22-24*
9. [Meal Plan Selection](#) **slides 25-26*
10. [Room Selection](#) **slides 27-29*
11. [Questions](#) **slides 30-31*



Important Dates

■ March 29

- Registration for Fall 2021 Begins

■ April 5

- Upperclass Housing Applications Live ***only for students registered for Fall 2021!*
 - Roommate Matching Begins Immediately ***only for those who have submitted applications; you will NOT be able to match with someone if they have not completed their housing application!*

■ April 12

- SympleSelect Housing Selection begins *by assigned lottery time*



Room and Board Costs

- Be sure to communicate with your roommate group about housing (and cost) preferences before housing selection!
- The room and board costs for 2021-2022 are as follows:
 - Room Costs
 - Traditional Room (no private bath or kitchen) *\$3394/semester*
 - Suite (w/ bath, no kitchen) *\$4002/semester*
 - Apartment (w/ bath & kitchenette/kitchen) *\$4189/semester*
 - Meal Plan (Board) Costs
 - FREEDOM 19 Meal Plan *\$2578/semester* – 19 maximum meal swipes per week & \$35 dining dollars
 - FREEDOM 14 Meal Plan *\$2490/semester* – 14 maximum meal swipes per week & \$75 dining dollars
 - FREEDOM 10 Meal Plan *\$2453/semester* – 10 maximum meal swipes per week & \$200 dining dollars
 - FREEDOM 5 Meal Plan *\$1403/semester* – 5 maximum meal swipes per week & \$100 dining dollars **only for commuters or those assigned to apartments!*



Specialty Communities

- Specialty communities do NOT participate in upper-class housing selection; they have special housing assignment processes
- Interested in living in one of these upper-class communities?
Email OCL@marietta.edu for more information!
 - Gender Inclusive Housing (in McCoy Hall)
 - Fraternity/Sorority House **for members of the organization*
 - Scholars Community (in McCoy Hall) **for members of the organization*



Upperclass Housing Buildings within Room Selection

- Harrison Hall
 - Apartments and Suites
- McCoy Hall
 - Apartments, Suites and Traditional Double Rooms
- Arts & Humanities House
 - Traditional Double Rooms
- Fayerweather Hall
 - **VERY LIMITED NUMBER OF SPACES AVAILABLE
 - Students interested in this hall are encouraged to develop a back-up plan in case spaces have been claimed by other students before their selection time opens up



Single Rooms

- There are a very limited number of single rooms available campus-wide, we strongly recommend that all students who are interested in single rooms develop a back-up plan should single rooms have been claimed before their lottery number/selection time
- Students who require a single room per an ADA accommodation must be in contact with Disability Services; this assignment process occurs BEFORE housing selection opens to ensure all accommodations on-file are met!
 - *Kristin English at thomask@marietta.edu*



Upperclass Housing Room Types

- 4 Person Suites (2 double rooms w/ bath in between)
 - Harrison Hall
 - McCoy Hall
- 4 Person Apartments (2 double rooms w/ shared bath & living room)
**kitchenette style space off of living room w/ full size fridge but no oven/stove*
 - Harrison Hall
- 6 Person Apartments (3 double rooms w/ shared bath, living room & full kitchen)
 - McCoy Hall – only 5 available!
- 2 Person Standard Double Rooms (with community bathroom in hallway)
 - McCoy Hall
 - Arts & Humanities House
- Single Bedrooms
 - VERY LIMITED NUMBER OF SINGLES AVAILABLE CAMPUS-WIDE



Room Restrictions

- Your roommate group size must match the size of the space you are selecting
 - EXAMPLE: A traditional suite will require four students
 - A group of three will not be able to pick a suite, they need one more person
 - Use the roommate matching tools to find additional roommate(s) as needed to complete your group



Marietta College



What Size Should My Group Be?!

- YOU CHOOSE!
- 4 Person Suites/Apartments (approx. 73% of UC housing selection spaces)
 - Harrison Hall Suites (2 double rooms w/ bath in between)
 - McCoy Hall Suites (2 double rooms w/ bath in between)
 - Harrison Hall Apartments (2 double rooms w/ shared bath & living room) **kitchenette style space off of living room; full size fridge but no oven/stove
- 2 Person Standard Double Rooms (approx. 20% of UC housing selection spaces)
 - McCoy Hall; gender assignment by room, separate men's and women's community bathroom on floor
 - Arts & Humanities House; gender assignment by floor, only one community bathroom on floor
- 6 Person Apartments (only 5 available)
 - McCoy Hall (3 double rooms w/ shared bath, living room & true kitchen)
- Single Bedrooms
 - VERY LIMITED NUMBER OF SPACES AVAILABLE CAMPUS-WIDE



Utilizing RESIDENCE

- All housing selection operations occur within RESIDENCE at <https://marietta-residence.symlicity.com/>
- What types of housing selection operations? You will ...
 - Submit your housing application
 - Select a meal plan (in application)
 - Form your roommate group
 - Group Leader will select your housing at your designated selection date/time



RESIDENCE Log-In



Resident Login

Username

Password

Go

Reset

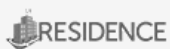
[Change User Type](#)

Announcements

You have no announcements at this time

Username is e-mail
without “@Marietta.edu”

Password is the same as
used to access your MC
email account/MyMarietta



Powered by ■ simplicity™



RESIDENCE Home Screen

The screenshot shows the RESIDENCE Home Screen with a navigation bar at the top containing links for Home, Applications, Roommates, My Account, and More. The user's name, Putnam Pioneer, and their roommate code, cannaro334, are displayed in the top right corner. The main content area is divided into four sections: Assigned Roommates, My Room, Applications, and Announcements. Each section has a status message indicating no current data. A large blue arrow points to the 'Get Started' button next to the '2021-2022 Upperclass Housing Application' in the Applications section. The footer includes the Marietta College logo, the RESIDENCE logo, and the text 'Powered by simplicity™'.

Home Applications Roommates My Account More

Putnam Pioneer
Your Roommate Code: **cannaro334**

Assigned Roommates
You currently have no roommates.

My Room
You currently have no rooms.

Applications
Start, continue or view the application(s) listed below.

2021-2022 Upperclass Housing Application [Get Started](#)

Announcements
There are currently no announcements.

Click Here and Follow Prompts Until Submitted

Marietta College

RESIDENCE

Powered by **simplicity™**



Forming a Roommate Group

Home Applications **Roommates** My Account More

Putnam Pioneer
Your Roommate Code: **cannaro334**

Return to Previous Screen

Roommate Groups ()

To find a roommate or to edit an existing roommate group, start by selecting a term below.

Choose A Term
Choose A Term
Spring 2021
Fall 2021

Marietta College

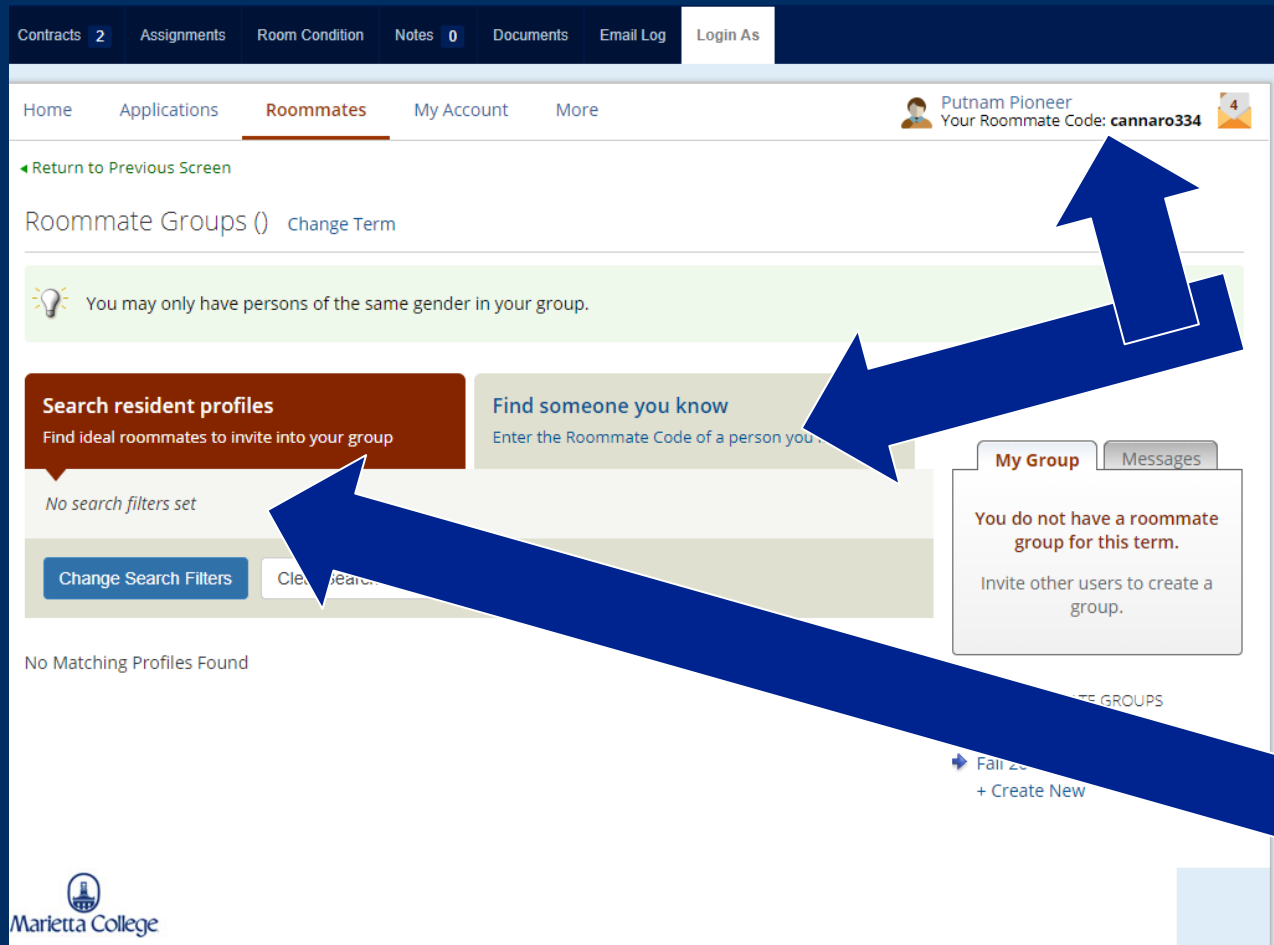
RESIDENCE

Powered by **symlicity™**

1. Click on “Roommates” Tab
2. Select “Fall 2021”



Forming a Roommate Group



1. If you already know who you want to live with, share/enter each other's roommate code
2. If you want to find someone new ... search resident profiles and/or use the optional Spreadsheet (see slide 15)



Roommate Matching Sheet

As an additional OPTIONAL tool to help with roommate matching we've created a "Roommate Matching Sheet for 2021-2022 Upperclass Housing" at: <https://docs.google.com/spreadsheets/d/1gQ9kTW2PTNNc0OuFRCRWNEjcHnrc7nGwys7VUW0fUyg/edit?usp=sharing>

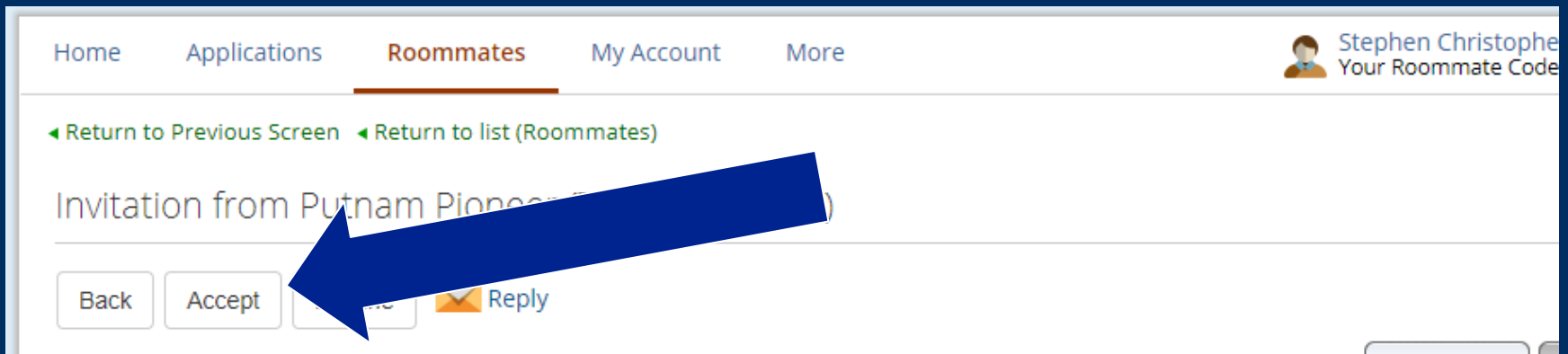
This does not take the place of RESIDENCE roommate matching; it just provides another venue to connect with people BEFORE confirming matches in RESIDENCE

Roommate Matching Tool for 2021-2022 UC Housing						
File Edit View Insert Format Data Tools Add-ons Help Last edit was 2 minutes ago						
100% 123 Default (Arial) 10 B I U A						
H13	fx					
	A	B	C	D	E	F
1	ROOMMATE MATCHING TOOL FOR 2021-2022 UPPERCLASS HOUSING					
2	Remember that this is a public forum and share appropriately! Only email & reply to MC email addresses! Report any concerns to OCL at ocl@marietta.edu					
3						
4	Full Name	How many roommates are you looking for?	Type(s) of Housing You're Interested In	Information for Prospective Roommate(s)	MC Email (for Contact)	Still Looking?
5	EX 1: Jordan Smith	1	1. Harrison Apt 2. Harrison Suite 3. McCoy Suite	My friends CJ Klein, Avery Kindall & I are looking for someone to complete our roommate group for a 4-person assignment. We'd like someone quiet and we're particular about cleanliness too. Please email me if you think you'd be a good match so we can chat!	jjs999@marietta.edu	
6	EX 2: Alex Jones	all	any apartment	would really like to live in an apartment so I'm looking to join a group ... I like video games and have watched Tiger King 4 times -let me know if you'd like to discuss maybe being roommates (but only if you agree that Carole did it)	aj998@marietta.edu	
7						
8						
9						
10						



Confirming Roommate Matching

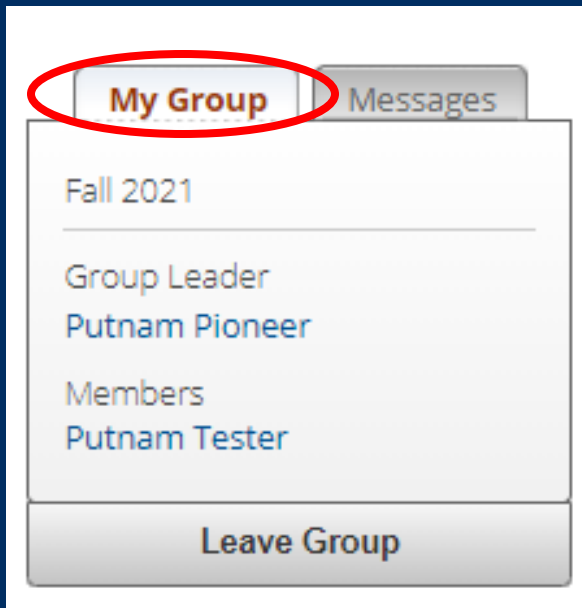
All roommate requests **MUST** be accepted by the other person for a roommate group to be formed.



My Group

■ My Group

- Once members have accepted the group leader's invitation, member(s) will show up in “My Group”



Removing Members

- Members can be removed from a group at any time, however, the system will not allow them to be added back in. Make absolutely sure the removal is necessary before acting. There are two removal options:

- SELF-REMOVAL

- To remove yourself, click the “leave group” button at the bottom of your roommate group box

- REMOVAL BY GROUP LEADER

- *Remove members only after respectfully communicating the decision with them*



My Group's Selection Time

- The date/time your group is assigned to select your building/room assignment for next year is based on two factors:
 - First: Credit Hours
 - Second: GPA
- Your group's selection time will be based off the person in your group with the highest number of credit hours/ (and highest GPA if a tie-breaker is needed)



Marietta College



Dynamic Selection

- Your assigned selection time is DYNAMIC
- What does that mean??
 - If two people/groups in front of you combine then you'll move up one selection time slot after they've finished combining
 - If a group in front of you splits up *and* members of both their now separate groups have higher selection numbers than your group, your group would move back one selection time slot
 - Most groups are finalized BEFORE selection begins & don't change, but pay attention to your time as there may be minor shifts



Group Leader

- The person in your roommate group with the “Group Leader” designation is the person who will log-in during the group’s assigned housing selection time to select your building/room
- *Whoever sends the first roommate invitation is automatically set as the group leader*
- Only the group leader has the power to make another person in the group the leader –or- to remove members from the group
- *Communicate as a group beforehand about housing building/room type preferences, specific roommate pairs, who will be assigned to which room, etc., and have back-up choices for buildings/rooms in mind!*



Marietta College



What If My Group Leader Is Busy at Our Selection Time?!

- Our top recommendation would be to have your group leader “give” their power and title as group leader to someone else -it’s very easy (*see the next slide*)
- Your selection time runs all the way through Friday April 16th at 4:30pm ... but the longer you wait the more others’ times unlock/their selection occurs & that many less options will be available for you at your time 😞



Marietta College

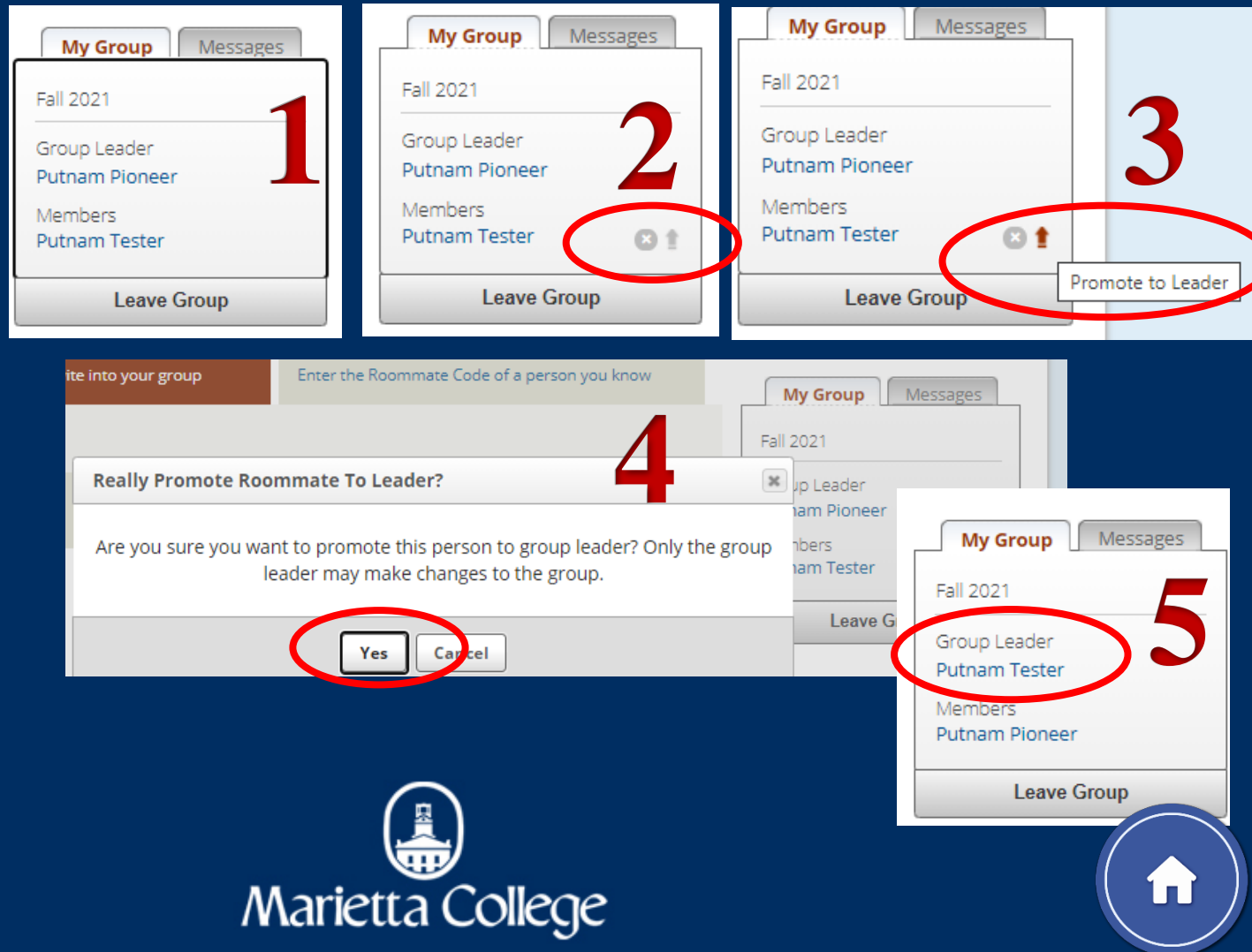


How to Change Group Leaders

- Only the current group leader can make the change!

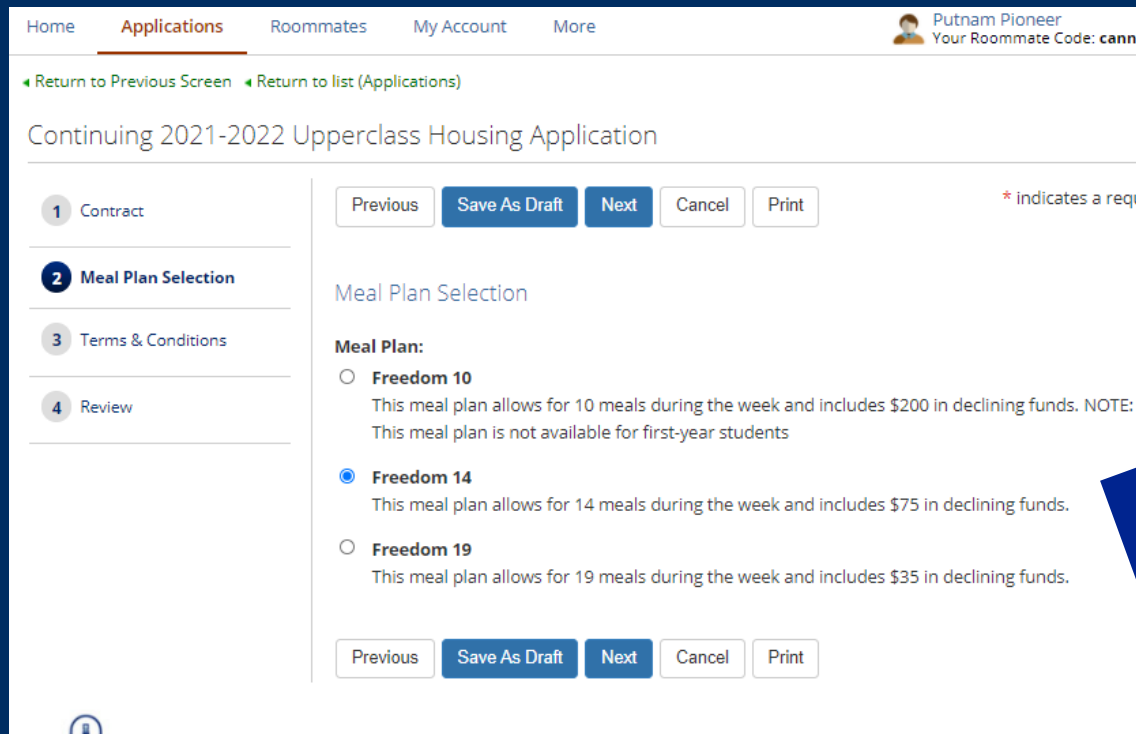
STEPS:

- 1: Group Leader goes to their roommate group box
- 2: Hover next to the name of the member you want to make the new group leader (you'll see an X & an Arrow button appear as you hover)
- 3: Click on the Arrow Button (when you hover over it, a pop-up confirms it means "promote to leader")
- 4: A large pop-up will appear, asking if you're sure. If you are, click "Yes"
- 5: Refresh the page & your group will now show the updated group leader!



Select Your Meal Plan

- Your meal plan selection for next year is built into your housing application!



The screenshot displays the 'Continuing 2021-2022 Upperclass Housing Application' interface. The top navigation bar includes links for Home, Applications (highlighted), Roommates, My Account, and More. A user profile for 'Putnam Pioneer' with roommate code 'canna' is shown. Below the navigation, there are links to 'Return to Previous Screen' and 'Return to list (Applications)'. The main content area is titled 'Continuing 2021-2022 Upperclass Housing Application'. On the left, a sidebar shows the application steps: 1 Contract, 2 Meal Plan Selection (active), 3 Terms & Conditions, and 4 Review. The main content area for 'Meal Plan Selection' includes a 'Meal Plan:' section with three radio button options: 'Freedom 10' (10 meals, \$200, not available for first-year students), 'Freedom 14' (14 meals, \$75, selected), and 'Freedom 19' (19 meals, \$35). Navigation buttons (Previous, Save As Draft, Next, Cancel, Print) are present at the top and bottom of the main content area. A blue arrow points to the 'Freedom 14' option.

Home Applications Roommates My Account More Putnam Pioneer Your Roommate Code: canna

Return to Previous Screen Return to list (Applications)

Continuing 2021-2022 Upperclass Housing Application

1 Contract

2 Meal Plan Selection

3 Terms & Conditions

4 Review

Previous Save As Draft Next Cancel Print * indicates a required field

Meal Plan Selection

Meal Plan:

☐ Freedom 10
This meal plan allows for 10 meals during the week and includes \$200 in declining funds. NOTE:
This meal plan is not available for first-year students

☒ Freedom 14
This meal plan allows for 14 meals during the week and includes \$75 in declining funds.

☐ Freedom 19
This meal plan allows for 19 meals during the week and includes \$35 in declining funds.

Previous Save As Draft Next Cancel Print



Meal Plan Options

- All upperclass students may select from the Freedom 10, 14 or 19 meal plans
- The Freedom 5 is only for commuters (who have an approved “Petition to Live Off-Campus” on file) *and/or* those who live in apartments on campus
 - If you would like the Freedom 5 for the fall AFTER you have successfully selected an apartment in the selection process, email ocl@marietta.edu and we would be glad to make that change for you!



Marietta College



Selecting a Room

- After either forming a group or moving forward with no roommate group the following will happen:
 - 1. Available rooms will show up for you to choose from
 - 2. Click on STAR to make the room a favorite
 - 3. Finalize room selection

Instructions:
Please select the available room that you are interested in.

Search Filters:

Building Occupancy

Floor Room Rate

Room Attribute Code

Keywords

Items 1-32 of 32

Building Name	Floor Level	Apartment Number	Room Number	Availability	Selection
610 Annex Building	1	1100	1100A	1 of 1	<input type="button" value="Open Room"/>
Hollan Apartments	1	101-02	101, 101, 102, 102	2 of 4	<input type="button" value="Open Room"/>

Favorites

Space

HOLLAN APARTMENTS.
Room 103-04, Floor: 1, Occupancy: 4



Selecting a Room

Items 1-32 of 32						Favorites	
Building Name	Floor Level	Apartment Number	Room Number	Availability	Selection	Space	
610 Annex Building	1	1100	1100A	1 of 1	☆ Open Room	HOLLAN APARTMENTS, Room 103-04, Floor: 1, Occupancy: 4 Open Room	
Hollan Apartments	1	101-02	101, 101, 102, 102	2 of 4	☆ Open Room		

Floor Level – Which floor the room is located

Apartment Number – Room number on outside/hallway door
ex. Fayerweather 121

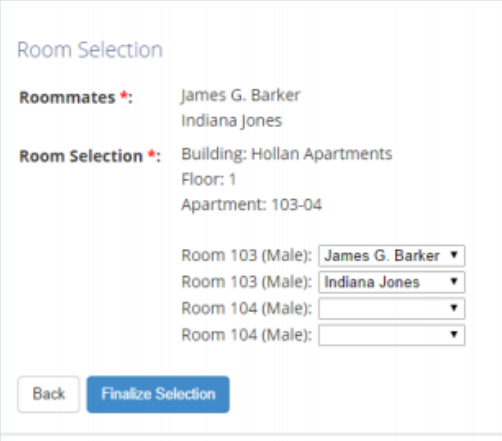
Room Number – Number of room on inside of room
ex. Fayerweather 120, 122

Availability – How many people can be in that space
ex. 1 of 1 = Single Room
2 of 4 = Suite/Apartment



Selecting a Room

- **Selection Window Status**
 - Display countdown until selection can be finalized OR message indication window for selection has opened and housing selection can be finalized
- **Your Roommates**
 - Lists all members of the group
- **Room Selection**
 - Displays the room the group leader selected. If selecting an apartment, the group leader will need to place each roommate from the group into the bed spaces related to the apartment. The group leader will be choosing who is rooming together in the double rooms.
- **Finalize Selection**
 - When the assignment can be finalized, or the group leader prepares to submit the assignment the “Finalize Selection” button is displayed. After clicking the button, click OK to confirm that the housing selection is finalized. Once this button is clicked there is no way of going back. The selection is complete.

A screenshot of a web application titled "Room Selection". It displays roommate information and room assignment options. The "Roommates" section lists "James G. Barker" and "Indiana Jones". The "Room Selection" section shows "Building: Hollan Apartments", "Floor: 1", and "Apartment: 103-04". Below this, there are four rows for room assignments: "Room 103 (Male)" with a dropdown menu showing "James G. Barker", "Room 103 (Male)" with a dropdown menu showing "Indiana Jones", "Room 104 (Male)" with an empty dropdown menu, and "Room 104 (Male)" with an empty dropdown menu. At the bottom, there are two buttons: "Back" and "Finalize Selection".

Room Selection	
Roommates *	James G. Barker Indiana Jones
Room Selection *	Building: Hollan Apartments Floor: 1 Apartment: 103-04
Room 103 (Male):	James G. Barker ▼
Room 103 (Male):	Indiana Jones ▼
Room 104 (Male):	▼
Room 104 (Male):	▼
<input type="button" value="Back"/> <input type="button" value="Finalize Selection"/>	



What Happens If I Don't Select a Room?

- As a private, residential, undergraduate College, Marietta College requires all students to reside in College-owned or College-related housing for eight (8) semesters, unless the student(s) meet one of the listed exemptions:
<https://www.marietta.edu/residency-requirement>
- If you are registered for Fall 2021 and do not select a room yourself by 4:30pm on Friday April 16th 2021, you will be assigned to a room based on space available at the conclusion of selection by a professional staff member
 - *Exception: students who are already approved by the Office of Community Living to live-off campus (referred to as commuters) under the exemption criteria listed above*



Questions?

- Run into any issues during selection? OCL Professional Staff are on-hand to assist!
- Contact the Office of Community Living
 - Phone: 740-376-4684
 - E-mail: OCL@Marietta.edu
 - In Person: Andrews Hall first floor

